

# Hate Violence

*Against Lesbian,  
Gay, Bisexual,  
Transgender, Queer  
and HIV-Affected  
Communities  
in the United States in 2010*

**A REPORT  
FROM THE  
NATIONAL  
COALITION  
OF ANTI-  
VIOLENCE  
PROGRAMS**

*This report was authored by the  
National Coalition of Anti-Violence Programs  
A program of the New York City Anti-Violence Project  
240 West 35<sup>th</sup> St., Suite 200  
New York, NY 10001  
www.ncaavp.org*



### **Data Collection, Findings, and Analysis:**

Ejeris Dixon, MPA, New York City Anti-Violence Project  
Somjen Frazer, Strength in Numbers Consulting Group  
Maryse Mitchell-Brody, MSW, New York City Anti-Violence Project  
Chloe Mirzayi, Strength in Numbers Consulting Group  
Meredith Slopen, MSW, Strength in Numbers Consulting Group

### **Additional Writing and Data:**

Ann Atkins, Safe Space at the R U 1 2? Community Center  
Kelly Clark, Gay Alliance of the Genesee Valley  
Edwin Corbin Gutierrez, Center on Halsted Anti-Violence Project  
Kelcie Cooke, LMSW, Violence Recovery Program, Fenway Community Health  
Aaron Eckhardt, Buckeye Region Anti-Violence Organization  
Jake Finney, L.A. Gay & Lesbian Center  
Lisa Gilmore, LMHC, Center on Halsted Anti-Violence Project  
Oscar Jimenez, Wingspan Anti-Violence Programs  
Aruna Krishnakumar, MSW Intern, New York City Anti-Violence Project  
Sandhya Luther, Colorado Anti-Violence Program  
Gloria McCauley, Buckeye Region Anti-Violence Organization  
Mary McClure, Family Services of Greater New Orleans Hate Crimes Project  
Crystal Middlestadt, Colorado Anti-Violence Program  
Lindsey Moore, Kansas City Anti-Violence Project  
Rick Musquiz, Montrose Counseling Center  
Shayne Philips, Equality Michigan  
Heidi Peirich, Southern Poverty Law Center  
Mark Potok, Southern Poverty Law Center  
Jarad Ringer, LMSW, New York City Anti-Violence Project  
Ann Robison, PhD, Montrose Counseling Center  
Catherine Shugrue dos Santos, MSW, New York City Anti-Violence Project  
Lynne Sprague, Colorado Anti-Violence Program  
Sara Spurgeon, Equality Michigan  
Stacy Umez, Community United Against Violence  
Nusrat Ventimiglia, Equality Michigan  
Rebecca Waggoner, OutFront Minnesota

Copyright © 2011 New York City Gay & Lesbian Anti-Violence Project, Inc. All Rights Reserved.

**This report was produced in part with the generous support of the Arcus Foundation.**

## MISSION

*The National Coalition of Anti-Violence Programs (NCAVP) works to prevent, respond to, and end all forms of violence against and within lesbian, gay, bisexual, transgender, queer and HIV-affected (LGBTQH) communities. NCAVP is a national coalition of local member programs, affiliate organizations, and individuals who create systemic and social change. We strive to increase power, safety, and resources through data analysis, policy advocacy, education, and technical assistance.*

If you are interested in starting an anti-violence program becoming a member of the National Coalition of Anti-Violence Programs, or if you live in a region where there are no organizations addressing LGBTQH violence issues and you need help or are interested in getting involved, contact NCAVP at [info@ncavp.org](mailto:info@ncavp.org) or 212.714.1184. We can also be reached via our 24 hour bilingual (English & Spanish) Hotline at 212.714.1141. NCAVP is a program of the New York City Anti-Violence Project.

## PREFACE

In 2010, anti-LGBTQH violence received unprecedented national attention due to several high profile LGBTQH youth suicides, anti-LGBTQH hate violence attacks and murders, and the increased visibility of anti-LGBTQH bullying. NCAVP members were on the front lines supporting survivors of violence and working with community members, locally and nationally. The 2010 Hate Violence Report is a testament to the work of local member programs and allies to challenge a culture of anti-LGBTQH violence. This report allows NCAVP to identify and document critical issues regarding LGBTQH hate violence. The data supports NCAVP's national advocacy on LGBTQH hate violence prevention and response. NCAVP's reports provide essential information to policymakers, community organizations, direct service providers, LGBTQH communities, scholars, and advocates when data on LGBTQH communities is extremely limited. This report, drawn from the lived experiences of LGBTQH survivors and victims of violence, continues to be the source of the most comprehensive information on anti-LGBTQH violence in the United States.

Throughout 2010, NCAVP continued to draw upon the legacy of previous Hate Violence Reports to develop comprehensive and innovative strategies to address hate violence. NCAVP worked to address the needs of LGBTQH survivors by increasing LGBTQH-inclusive anti-violence resources in the South. NCAVP members collaborated with the U.S. Department of Justice and the White House to make LGBTQH-inclusive national anti-violence initiatives. Additionally NCAVP members studied Transformative Justice strategies to increase knowledge on supporting LGBTQH survivors without relying upon the criminal legal system. As a result of this work, many NCAVP members began to explore Transformative Justice strategies at their home organizations. NCAVP expanded its Southern membership from six to eleven organizations and from four to seven Southern states, providing critical resources to LGBTQH people in the South. In the spring of 2011, the Department of Justice's (DOJ) Office on Violence Against Women funded NCAVP to create the country's first National LGBTQ Technical Assistance Center. In the fall of 2011, NCAVP will facilitate DOJ's Office for Victims of Crime first ever training on LGBTQ violence for mainstream direct service organizations.

In addition to this work, NCAVP members continued to create national and local responses to incidents of anti-LGBTQH hate violence. In April and May of 2010, foreshadowing the findings of this report, NCAVP called attention to a pattern of increased anti-LGBTQH murders, including six transgender women of color. This year's report documents the continuing and disproportionate impact of anti-LGBTQH murder on transgender people and people of color. NCAVP continues to work to end the targeting of transgender people and people of color throughout the United States, through community-based and survivor-centered strategies.

In 2010, NCAVP improved its data collection and analysis to better document incidents of violence for the 2010 and the 2011 report. The 2010 report not only analyzes aggregate data from NCAVP local member organizations but for the first time, also reports on person-level data which allows NCAVP to analyze the full experiences of LGBTQH survivors and victims of violence. This person-level data also enables NCAVP to identify which LGBTQH communities are most impacted by severe violence and murder. In 2011 NCAVP introduced a new standardized data collection tool which allows each of the NCAVP member organizations to more accurately and thoroughly collect data to inform the 2011 report. With the 2011 report, NCAVP will

continue to refine its data collection and will be better able to clearly identify and analyze anti-LGBTQH violence in the United States.

For 2011, NCAVP is focusing on advancing five annual goals: continuing federal policy advocacy to make federal resources more LGBTQ-inclusive; exploring concrete strategies to address violence against and within LGBTQH communities outside of law enforcement; coordinating a National Technical Assistance Center to support mainstream direct service providers to meet LGBTQH community needs; increasing support and funding for under-resourced LGBTQH anti-violence work in the South; and continuing to produce NCAVP's two annual reports on LGBTQH-related violence to document the nature and impact of this violence.

NCAVP member programs continue to work tirelessly to create safety for LGBTQH people nationwide. The annual goals and the reports play essential roles in eliminating the culture that fuels anti-LGBTQH hate violence. The 2010 report represents a richer source of data and information with which to understand anti-LGBTQH hate violence in the United States. NCAVP will continue to use this data to advocate for increased safety and resources for LGBTQH communities. We hope that you will join us in the endeavor.

### *NCAVP's Governance Committee*

## TABLE OF CONTENTS

MISSION.....	2
PREFACE .....	4
EXECUTIVE SUMMARY .....	7
RECOMMENDATIONS IN BRIEF .....	9
INTRODUCTION AND METHODS .....	11
KEY TERMS USED IN THIS REPORT.....	11
FINDINGS .....	16
Anti-LGBTQH violence: Key shifts since 2009 .....	18
Hate violence murders .....	18
Most impacted identities.....	22
Overall hate violence survivor and victim demographics.....	24
Trends in anti-LGBTQH hate violence.....	25
Police response. ....	31
Characteristics of hate violence sites and offenders.....	34
RECOMMENDATIONS.....	40
CONCLUSION .....	48
LOCAL ANTI-LGBTQH HATE VIOLENCE DATA.....	48
Buckeye Region Anti-Violence Organization (BRAVO) - <i>Columbus, Ohio</i> .....	49
Center on Halsted Anti-Violence Project (CoH AVP) - <i>Chicago, Illinois</i> .....	51
Colorado Anti-Violence Program (CAVP) - <i>Denver, Colorado</i> .....	51
Community United Against Violence (CUAV) - <i>San Francisco, California</i> .....	55
Equality Michigan - <i>Detroit, Michigan</i> .....	57
Fenway Community Health Violence Recovery Program - <i>Boston, Massachusetts</i> .....	59
Gay Alliance of the Genesee Valley (GAGV) - <i>Rochester, New York</i> .....	61
Hate Crimes Project at Family Service of Greater New Orleans - <i>New Orleans, Louisiana</i> .....	62
Kansas City Anti-Violence Project (KCAVP) - <i>Kansas City, Missouri</i> .....	63
LA Gay & Lesbian Center Anti-Violence Project - <i>Los Angeles, California</i> .....	65
New York City Anti-Violence Project (NYC AVP) – <i>New York, NY</i> .....	67
Milwaukee LGBT Community Center Anti-Violence Project (Milwaukee AVP) – <i>Milwaukee, Wisconsin</i> .....	69
Montrose Counseling Center - <i>Houston, Texas</i> .....	70
OutFront Minnesota - <i>Minneapolis, Minnesota</i> .....	71
SafeSpace at the R U 12? Community Center - <i>Winooski, Vermont</i> .....	72
Southern Poverty Law Center (SPLC) - <i>Montgomery, Alabama</i> .....	72
Wingspan Anti-Violence Program - <i>Tucson, Arizona</i> .....	73
APPENDIX: NCAVP MEMBER LIST .....	76

## EXECUTIVE SUMMARY

NCAVP's 2010 report demonstrates that anti-LGBTQH violence remains widespread and severe in the United States. This data reflects the 2009 report which showed that violence disproportionately impacted transgender people and people of color. These findings highlight the immediate need to create initiatives that increase safety and power for LGBTQH survivors.

### KEY FINDINGS:

#### REPORTED INCIDENTS

- **Reports of anti-LGBTQH hate violence increased by 13% from 2009 to 2010.** NCAVP gathered information on a total of 2,503 survivors and victims in 2010. This number has increased from 2009 (2,181 survivors and victims), but is similar to reports collected in 2008 (2,503 survivors and victims).

#### HATE VIOLENCE MURDERS

- **Anti-LGBTQH murders increased 23% from 2009 (22 murders) to 2010 (27 murders),** the second highest amount in a decade. The only higher amount recorded in this decade was in 2008 (29 murders).
- **LGBTQH people of color were disproportionately impacted by murder.** LGBTQH people of color comprised 70% of all LGBTQH murder victims in 2010 but only represented 55% of total reports. This continues a disturbing trend from 2009 when people of color represented 79% of murder victims.
- **Transgender women were disproportionately impacted by murder.** 44% of LGBTQH murder victims were transgender women, yet only 11% of total reports came from transgender women. This continues a problematic trend from 2009 figures when 50% of murder victims were transgender women.
- **52% of the murder victims were non-transgender men, of these 37% identified as gay non-transgender men.** This is consistent to 2009 where 50% of murders were non-transgender men and is comparable to overall 2010 reports where 50% were non-transgender men.

#### MOST IMPACTED IDENTITIES<sup>1</sup>

- **People who identified as either transgender<sup>2</sup> or people of color were 2 times as likely to experience assault or discrimination** as non-transgender white individuals.
- **People who identified as transgender people or people of color were 1.5 times more likely to experience intimidation** than non-transgender white individuals.
- **People who identified as both transgender and people of color were almost 2.5 times more likely to experience discrimination** than non-transgender white individuals.
- **Transgender people of color were 2 times as likely to experience intimidation** as non-transgender white individuals.
- **Transgender people represented a higher proportion of hate violence survivors with injuries:** Transgender survivors experienced higher rates of serious injuries (11.8%) as compared to non-transgender men (6.2%) or non-transgender women (1.3%).

- **Transgender people and people of color were the least likely to receive medical attention.** 75% of transgender men and 20% of transgender women did not receive needed medical attention for their injuries. 66.7% of Arab survivors, 50% Asian/Pacific Islander survivors, and 36.5% of Latina/o survivors reported not receiving care when their injuries required it, as compared to 18.2% of white survivors.<sup>3</sup> This is compared to 15% of overall LGBTQH survivors who needed medical attention for their injuries but did not receive it.

## HATE VIOLENCE SURVIVOR AND VICTIM DEMOGRAPHICS

- **Gay non-transgender men made up 48.4% of hate violence survivors, the largest proportion.** People who identified as gay, predominantly non-transgender men,<sup>4</sup> made up nearly half of 2010's reports to NCAVP (48.4%), followed by people who identified as lesbian (26%), heterosexual (10.4%) and bisexual (8.9%). The following categories each made up less than five percent of reported sexual orientations: questioning/unsure (2.5%), queer (1.6%), and self-identified (2.1%).

## POLICE RESPONSE

- **50.1% of survivors did not report to the police. Transgender women were the least likely to report to police.** 25.4% of transgender women did not make a report, compared to 19.1% of non-transgender women and 20.9% of non-transgender men.
- **Police were less likely to classify hate violence against LGBTQH people of color as hate crimes:** Police denied bias classification<sup>5</sup> to 25% of people of color survivors and victims as compared to 6% for white survivors and victims who reported an incident to the police.
- **61% of survivors experienced indifferent, abusive or deterrent police attitudes:** Within known reports of police attitudes, survivors reported 38.4% of police attitudes as indifferent, 17.1% as abusive (including verbal and physical abuse), and 5% as deterrent. 39.5% of survivors experienced courteous police attitudes.
- **Transgender people of color reported higher rates of indifferent police attitudes.** 48.3% of transgender people of color reported that police attitudes were indifferent, compared to 38% for overall survivors. Only 7.7% of non-transgender and white survivors experienced indifferent attitudes.
- **Police arrested offenders in 22% of incidents.** For survivors who reported to the police, officers filed complaints without making arrests for 53% of the incidents, officers arrested suspected offenders for 22% of incidents, officers refused complaints for 17% of incidents, and officers arrested the survivor for 8% of incidents.
- **Police were more likely to arrest offenders when survivors were gay non-transgender men.** People who identified as gay, largely gay non-transgender men, made up 69% of the total amount of people whose offender was arrested.



## CHARACTERISTICS OF HATE VIOLENCE SITES AND OFFENDERS

- **53% of hate violence occurs in a private residence or on the street.** 31.9% of incidents occurred in private residences and 20.7% of incidents took place on the street or in public areas. These two sites represented the most likely places for hate violence.
- **Non-transgender men were majority of offenders.** Non-transgender men were 76.1% of offenders in 2010, and 23.8% of offenders were non-transgender women. There was only one transgender hate violence offender recorded in 2010 (0.1%).
- **Most offenders were between the ages of 19 and 39:** 34.7 % of offenders were between the ages of 19 and 39.
- **White people were the highest proportion of hate violence offenders:** Where offender race was known, white offenders made up 41.5% of total offenders, black offenders comprised of 35.3% of offenders, and Latina/o offenders comprised 14.6% of total offenders.

## RECOMMENDATIONS IN BRIEF:

### RESPOND:

- Public and private funders should **create new funding streams and target existing funds to increase access to LGBTQH specific services** for LGBTQH survivors and victims.
- Federal, state, and local governments should **reduce barriers for LGBTQH survivors by increasing first responders' and mainstream direct service providers' knowledge** on serving LGBTQH survivors of violence. Federal, state, and local governments should also prohibit first responders and mainstream direct service providers from discriminating against LGBTQH survivors.
- Federal, state, and local governments should create laws and policies to **reduce barriers to accessing law enforcement for LGBTQH survivors** of violence.
- Anti-violence organizations, policymakers, and funders should **create, collaborate on, and fund strategies to support LGBTQH survivors separate from the criminal legal system.**

### PREVENT:

- Community based organizations should **create programs and campaigns to prevent anti-LGBTQH harassment and violence.**
- LGBTQH anti-violence organizations, mainstream anti-violence organizations, and public and private funders should **support and prioritize the leadership of transgender people, people of color, and transgender people of color** to better serve the communities most impacted by severe hate violence and murder.
- Schools and universities should **create LGBTQH anti-violence initiatives and LGBTQH-inclusive curricula** to reduce hate violence and harassment.
- Policymakers and public figures should **promote safety for LGBTQH people** through denouncing anti-LGBTQH statements, laws, and programs, and by creating and supporting laws and policies that increase

safety for LGBTQH people such as the Employment Non-Discrimination Act, Prison Rape Elimination Act, and alternative sentencing policies and practices for hate violence offenders.

## RESEARCH:

- The federal government, particularly the Bureau of Justice Statistics and the National Institute of Justice, should **collect and analyze data on LGBTQH hate violence survivors and victims** whenever demographic information is requested.
- Private and public funders should **increase funding to expand research and data collection** on anti-LGBTQH hate violence, access to services, and violence prevention initiatives.
- Schools, universities, police departments, community organizations, and federal, state, and local governments should **collect data on anti-LGBTQH hate violence**.

## NOTES

<sup>1</sup> These numbers are derived from odds ratios. For the definition of an odds ratio please see Introduction & Methods.

<sup>2</sup> For data purposes in this report, “transgender people” refers to those survivors and victims who identified their gender as “transgender,” “genderqueer,” or “other/self-identified.”

<sup>3</sup> There were no Black, Indigenous, multiracial, or South Asian survivors who noted that they needed but did not receive medical care in NCAVP’s data set.

<sup>4</sup> For cases in which both sexual orientation and gender identity were known, 86.5% of people who identified as gay also identified as non-transgender men.

<sup>5</sup> Bias classification means that law enforcement personnel designated a crime as having a possible bias motivation.

## INTRODUCTION AND METHODS

This report documents hate violence against lesbian, gay, bisexual, transgender, queer, and HIV-affected (LGBTQH) communities in 2010. It represents the most in-depth information on anti-LGBTQH hate violence available throughout the U.S.<sup>1</sup> to date including: detailed information on survivors and victims of violence, information on offenders, and data on police and medical responses to anti-LGBTQH incidents of violence. Comprehensive data on LGBTQH communities in the United States is extremely limited. The U.S. Census and the American Communities Survey, the main data collection surveys for the federal government, and the National Crime Victimization Survey, the federal survey on violence in the U.S., contain no questions on sexual orientation or gender identity. Little to no federal data or information exists for NCAVP to compare its data to the general LGBTQH population. The lack of data about LGBTQH communities reduces the ability for policymakers, advocates, and organizers to create programs to increase safety and support for all LGBTQH communities. Therefore, this report contains critical insights about the nature of hate violence, informing NCAVP's advocacy work to create strategies to end anti-LGBTQH violence.

NCAVP substantially improved its data collection and analysis in 2010. Past NCAVP reports collected data by summarizing local aggregate data from member organizations. This year, in addition to the local aggregate data, the 2010 report analyzed data on 850 individual survivors of violence in creating unprecedented, significant insights on anti-LGBTQH violence. By analyzing the experiences of these 850 individuals,<sup>2</sup> NCAVP can now document which LGBTQH communities were more likely to face severe violence and how law enforcement and medical response varied based upon the survivor's identity. This person-level data gives policy makers, first responders, and LGBTQH communities a comprehensive depiction of anti-LGBTQH hate violence.

### Key terms used in this report:<sup>1</sup>

**Gender identity:** a term that refers to how an individual describes their gender. A person's gender identity may be different than social norms and/or stereotypes of the sex they were assigned at birth. There are a wide range of gender identities and expressions, including man, woman, neither, and gender non-conforming.

**Gender non-conforming:** a term for an individual who expresses their gender different than social norms or stereotypes for the gender associated with their assigned birth sex.

**Hate violence:** a term that describes an act against a person or property that is motivated by hatred for someone's actual or perceived identity including sexual orientation, gender identity, gender expression, and/or HIV status. Hate violence for this report includes but is not limited to "hate crimes," which are criminal acts that motivated by hatred for a legally protected identity group. Types of hate violence included within this report include: arson, assault (with and without weapons), attempted assault, blackmail, bomb/bomb threat discrimination, harassment (including verbal, telephone, literature and email harassment), illegal eviction, intimidation, kidnapping, murder, police violence (including police entrapment, police raid and unjustified arrest), robbery, sexual harassment, sexual assault, and vandalism.

## METHODS

### *How organizations collected the data*

This report contains data collected in 2010 by NCAVP member programs. Seventeen NCAVP member and ally organizations across fifteen states submitted data to NCAVP, an increase from fifteen organizations in thirteen states in 2009. In this report, NCAVP compares data proportionally for each variable between 2009 and 2010 allowing NCAVP to more accurately assess increases or decreases in violence, demographic shifts for survivors, or demographic shifts for offenders across these two years. NCAVP also compares annual statistics from all organizations reporting in 2010. Organizations collected this information from survivors who contacted LGBTQH anti-violence programs, either in person, by calling a hotline or making a report online. Most NCAVP member programs used NCAVP's Uniform Incident Reporting Form to document the violence that occurred to these individuals, while others have adapted and incorporated the form into other systems.

For past NCAVP reports, NCAVP programs tallied totals on incidents of violence based upon key variables (i.e. total people of color, total transgender people, etc.). NCAVP staff would then combine the totals from all the member programs and analyze this aggregate data variable by variable for the report. This data collection process prevented NCAVP from analyzing the experiences of individuals across different variables (i.e. transgender people of color or medical response and gay men).

In 2010, NCAVP worked with data consultants to improve data collection and to specifically increase data on anti-LGBTQH violence in the under resourced South. These consultants created a new intake form for NCAVP member programs that improved their ability to capture the varied experiences of LGBTQH survivors and victims of violence. These consultants additionally created a data collection system which, for the first time, allowed 12 NCAVP organizations to confidentially send person-level data on 850 individuals in addition to their local aggregate data. Programs that shared person-level data either submitted a spreadsheet with anonymous cases or provided data consultants with anonymous tables from their databases. The programs that submitted aggregate data compiled it into a spreadsheet that provided total values for each variable. This person-level data comprises the majority of our findings and allowed NCAVP to explore the statistical relationships between survivors' identities, the violence they experienced, and the responses that they

### **Key terms used in this report** (continued):

**Intersex:** a term that describes a range of conditions in which a person is born with reproductive or sexual anatomy that is not typically defined as female or male. Intersex is not a gender identity.

**Intimidation:** a term that describes an action accompanied by the intent to cause fear in a survivor or victim, usually in order to force the survivor or victim to take a particular action, such as handing over money, engaging in sex, or staying out of a particular neighborhood.

**Non-transgender:** a term for an individual whose gender identity is similar to social norms and stereotypes about their assigned sex at birth.

**People of color:** a term used to describe people who identify as Arab/Middle Eastern, Asian/Pacific Islander, Black/African American, Indigenous/First People, Multi-racial, South Asian, or any non-white racial or ethnic identity. For data purposes in this report, "people of color" refers to those survivors and victims whose race was known and who did not identify as "white."

**Queer:** a term used to describe a range of sexual orientations and sometimes gender identities. It is used by people of all genders and can suggest a more fluid sexual orientation than lesbian, gay, bisexual or heterosexual. Originally only a slur, this term has since been reclaimed by some LGBTQH community members while others may find it derogatory.

received. This person-level data gives policy makers, first responders, and LGBTQH communities a comprehensive depiction of anti-LGBTQH hate violence. For the first time, this report also contains data from the Southern Poverty Law Center and the Hate Crimes Project at Family Service Center of Greater New Orleans which allowed NCAVP to increase its analysis on how hate violence impacts survivors and victims in the South.

NCAVP received person-level data from twelve organizations:

- Center on Halsted Anti-Violence Project (Chicago, IL);
- Colorado Anti-Violence Program (Denver, CO);
- Community United Against Violence (San Francisco, CA);
- Equality Michigan (Detroit, MI);
- Fenway Community Health Violence Recovery Program (Boston, MA);
- Gay Alliance of the Genesee Valley (Rochester, NY);
- Hate Crimes Project at Family Services Center of Greater New Orleans (New Orleans, LA);
- Montrose Counseling Center (Houston, TX);
- New York City Anti-Violence Project (New York, NY);
- SafeSpace at the R U 1 2? Community Center (Winooski, VT);
- Southern Poverty Law Center (Montgomery, AL);
- Wingspan Anti-Violence Program (Tucson, AZ).

Five organizations submitted aggregate data:

- Buckeye Region Anti-Violence Organization (Columbus, OH);
- Kansas City Anti-Violence Project (Kansas City, MO);
- L.A. Gay & Lesbian Center (Los Angeles, CA);
- Milwaukee LGBT Center (Milwaukee, WI);
- OutFront Minnesota (Minneapolis, MN).

### *How NCAVP compiled and analyzed the data*

With support from the Arcus Foundation, NCAVP worked with the Strength in Numbers Consulting Group to provide each program with tailored support to submit data in ways that met their program's needs while remaining consistent across all organizations. The consultants cleaned and coded for the data to compile it for both the aggregate data, and for person-level data analysis. NCAVP consultants coded sixty-six variables in order to explore the relationships between various identities and experiences in this report. NCAVP selected statistics for publication

### **Key terms used in this report** *(continued)*:

**Sexual orientation:** a term that refers to an individual's attraction to people of the same gender, different gender, or multiple genders. It is usually defined as lesbian, gay, bisexual, or heterosexual and can also include queer, pansexual and asexual, among others.

**Sexual violence and harassment:** a term that describes acts that include forced or non-consensual sexual acts. This can include harassing speech, sexual assault, rape, groping, exposing one's genitals or other sexual acts.

**Transgender:** a term for an individual whose gender identity is different than that typically associated with their assigned sex. Transgender people may identify as women, men, gender queer, or other genders. This term includes people who identify as transsexual, androgynous, genderqueer, and other gender non-conforming people who identify as transgender. Some but not all of these individuals desire to transition gender; and some but not all desire medical changes to their bodies as part of this process. For the purposes of this report transgender refers to people who identified as transgender, other, self-identified, and genderqueer.

#### NOTES

<sup>1</sup> Some of these definitions were adapted from the National Center for Transgender Equality, (2009). *Transgender terminology*. Retrieved from [http://transequality.org/Resources/NCTE\\_TransTerminology.pdf](http://transequality.org/Resources/NCTE_TransTerminology.pdf) on June 16, 2011.

based upon their relevance, statistical significance ( $p \geq 0.05$ ), and reliability. Additional data not included in the report may be available upon request by contacting NCAVP. In order to protect survivor confidentiality, not all information will be available to the public.

### *Limitations of the findings*

This report contains information from largely LGBTQH-identified individuals who experienced hate violence and sought support from NCAVP member programs. NCAVP local member organizations then submitted data which was compiled and analyzed for national trends. Since NCAVP only measures data collected from individuals who self-reported and from other public sources, it is likely that these numbers do not represent all violence against LGBTQH people in the United States. NCAVP's data may particularly omit populations such as incarcerated people, people in rural communities, people who may not know about their local AVP, people where the closest AVP is too far away to reach, people who are not out or comfortable with reporting, and people who face other barriers to accessing services or reporting. Therefore, while the information contained in this report provides a detailed picture of the individual survivors, it cannot and should not be extrapolated to represent the overall LGBTQH population in the United States. To improve upon this issue NCAVP worked to increase data sources for this report. The 2010 report contains information from programs in two additional states than in years prior (Louisiana and Alabama) and therefore is more representative of some areas of the country than past reports. NCAVP is also working to expand the capacity of Southern LGBTQ anti-violence groups to compile and submit data for 2011's report.

NCAVP members' capacity for data collection also varied based upon the programs' financial resources, technology, and other factors. These factors resulted in some programs submitting partial information in some categories creating incomplete and dissimilar amounts of data for different variables within 2010's data set. Data inconsistency can also affect the data's accuracy. Individuals who completed the incident forms may have had different definitions and protocols for the same categories. These variations can exist between staff at the same program or staff at different organizations. Further, some of the categories utilized by NCAVP on the form used in 2010 do not provide comprehensive data on the diverse experiences that LGBTQH individuals face. To address these issues, NCAVP provided its member programs with individualized technical assistance and needs assessment to support their data collection. These processes resulted in a new version of the form that was debuted and circulated in January 2011. This form was accompanied by a detailed instruction manual and training for NCAVP members on new questions and sections. NCAVP also provided training and technical assistance for member programs in order assist in standardizing members reported information collected on and after January 2011. NCAVP's efforts to improve and increase data collection among member programs and allies remain an ongoing process.

## NOTES

<sup>1</sup> NCAVP's hate violence data is more comprehensive than hate crimes data from the Bureau of Justice Statistics (BJS). This is in part because NCAVP, unlike BJS, does not require that an incident is reported to police, classified as a crime, or given bias classification, to include it within the data set. Under-reporting to police in LGBTQH communities, varying law enforcement responses, and uneven police training on hate crime reporting result in unreliable law enforcement data on anti-LGBTQH hate violence. Further, federal hate crime reporting guidelines require that a hate crime be classified as motivated by a single type of bias. Therefore, a hate incident which was motivated by racism *and* homophobia would be reported as motivated by race *or* sexual orientation, which fails to demonstrate multiple forms of bias. For these reasons, while NCAVP's data does not include all 50 states, it provides a richer picture of the range of hate violence survivors and incidents than BJS data.

<sup>2</sup> NCAVP used statistical odds ratios to generate many of these findings within this report. An *odds ratio* compares the likelihood of an event happening to one group to the likelihood of the same event happening to another group. An odds ratio that is greater than one indicates that the event is more likely to occur in the group that is being examined than it is in the comparison group. The body of the report contains estimated odds ratios; specific odds ratios appear in the endnotes and are designated by "OR=". In the footnotes odds ratios are accompanied by *confidence intervals*, a range of values that NCAVP can confidently predict the odds ratio to fall within. Confidence intervals are indicated by "CI=".

## FINDINGS

This year's findings contain both an analysis of aggregate data and for the first time, an analysis of person-level data. This person-level data allows NCAVP to measure the identities most impacted by anti-LGBTQH violence. This data is presented by first examining key shifts since 2009 and then examining the impact of this violence across identities.

### *Major findings contained in this section:*

- **Anti-LGBTQH violence: Key shifts since 2009:** Reports of anti-LGBTQH hate violence increased by 13% from 2009 to 2010.
- **Hate violence murders:** Anti-LGBTQH murders rose to second highest level in this decade. Communities of color, transgender women, and non-transgender men were most impacted by murder.
- **Most impacted identities:** Transgender people and people of color were 1.5 to 2 times more likely to experience certain forms of hate violence as compared to non-transgender white individuals.
- **Hate violence survivor and victim demographics:** NCAVP members received reports from roughly the same demographic proportions of survivors and victims in 2010 as compared to 2009. Nearly half of people reporting identified as gay and another quarter identified as lesbians; people of color made up 55% of reports. 73% of reports were from non-transgender people.
- **Trends in anti-LGBTQH hate violence:** Hate violence peaked in the summer of 2010. Throughout the year, there were higher reports of injuries with fewer survivors receiving needed medical attention.
- **Police response:** 50.1% of survivors and victims did not report to the police. 61% of survivors experienced indifferent, abusive or deterrent police attitudes.
- **Characteristics of hate violence sites and offenders:** 53% of hate violence occurs in a private residence or on the street; offenders were mostly strangers, white, and non-transgender men.



## *Anti-LGBTQH violence: Key shifts since 2009*

**NCAVP gathered information on 2,503 survivors and victims in 2010.** This number increased by 13% from 2009 (2,181 survivors and victims), but is similar to 2008's numbers (2,465 survivors and victims). This increase contrasts with the national overall crime rate which remained steady from 2008 to 2009. This increase also contrasts with the national violent crime rate which decreased by more than 11% from 2008 to 2009.<sup>1</sup> The increase in NCAVP's incidents from 2009 and 2010 could reflect a national increase in violence against LGBTQH people, an increase in NCAVP member program's capacity to document incidents of violence, or both. The increase in 2010 may reflect an increase in NCAVP member program capacity. In 2009 many NCAVP member programs reduced staff and programming due to the financial crisis.<sup>2</sup> However, in 2010 some member programs began to rebound.

## HATE VIOLENCE MURDERS

**NCAVP documented 27 anti-LGBTQH murders in 2010, the second highest yearly total ever recorded, and a 23% increase from the 22 people murdered in 2009.** This increase continues the pattern in anti-LGBTQH murders first seen in 2007 when murders jumped from consistently being between 10–13 murders annually to 20–29 murders annually. The high number of murders reported

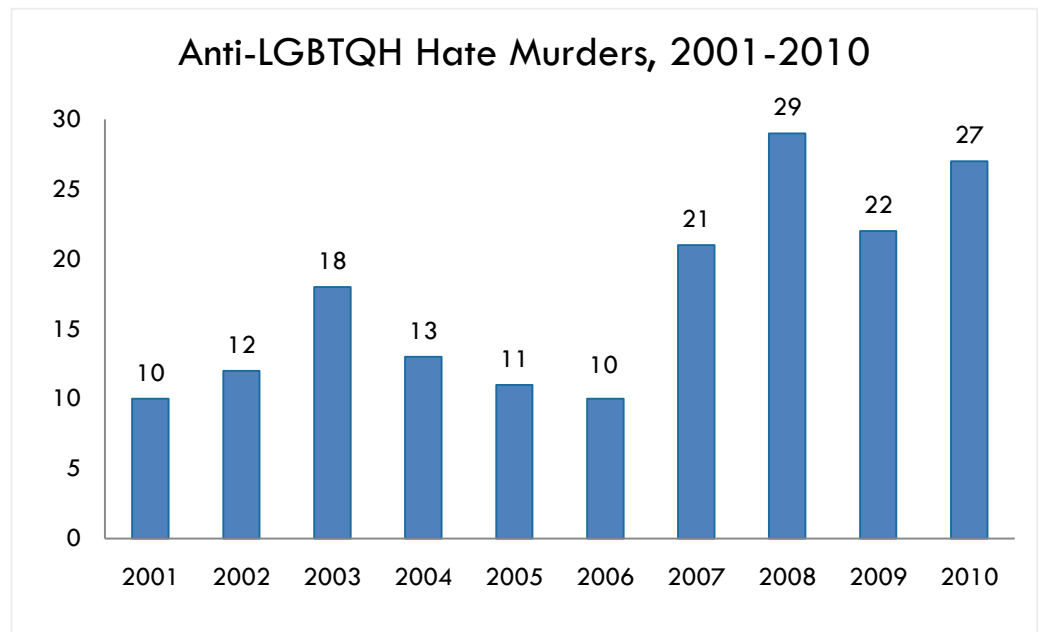


Figure 1.

in 2010 could also reflect an increase in violence, a rise in reports, or both. Media coverage of LGBTQ youth suicides, the repeal of Don't Ask, Don't Tell, and the "It Gets Better Campaign," a media campaign of celebrities and elected officials, amplified the media coverage of LGBTQH people. Increased visibility of anti-LGBTQH bullying and other forms of hate violence can increase media coverage about the existence and availability of NCAVP member programs and their services. This may expand the number of individuals who know about anti-violence resources or who call anti-violence hotlines, raising the number of reports to local anti-violence programs, the police, or to other first responders. NCAVP also tracks anti-LGBTQH murders through the media, particularly in states where no LGBTQH-specific anti-violence program exists. A rise in media attention on anti-LGBTQH violence generally can result in increased media reporting on anti-LGBTQH murders, increasing future articles that NCAVP tracks for this report. High LGBTQH media visibility can also increase LGBTQH people's comfort with "being out" or disclosing and expressing their identities. However,

anti-LGBTQH attitudes remain prevalent in society, which also leaves any person perceived to be LGBTQH vulnerable to hate violence offenders.

*Hate violence murder demographics*

**70% of the murder victims were people of color, but people of color only represented 55% of the total reports.** This data continues the pattern of the disparate impact of anti-LGBTQH murder on communities of color previously seen in 2009. In 2009 LGBTQH people of color represented 79% of the murders, but represented only 53% of total reports. Communities of color and transgender communities are particularly impacted by murder because they face multiple forms of discrimination based upon their race, ethnicity, sexual orientation, gender identity, and gender expression.<sup>3</sup> These multiple forms of discrimination can result in first responders discriminating against these communities as well by demonstrating indifferent police attitudes or by refusing to categorize violence as an identity-based hate crime.

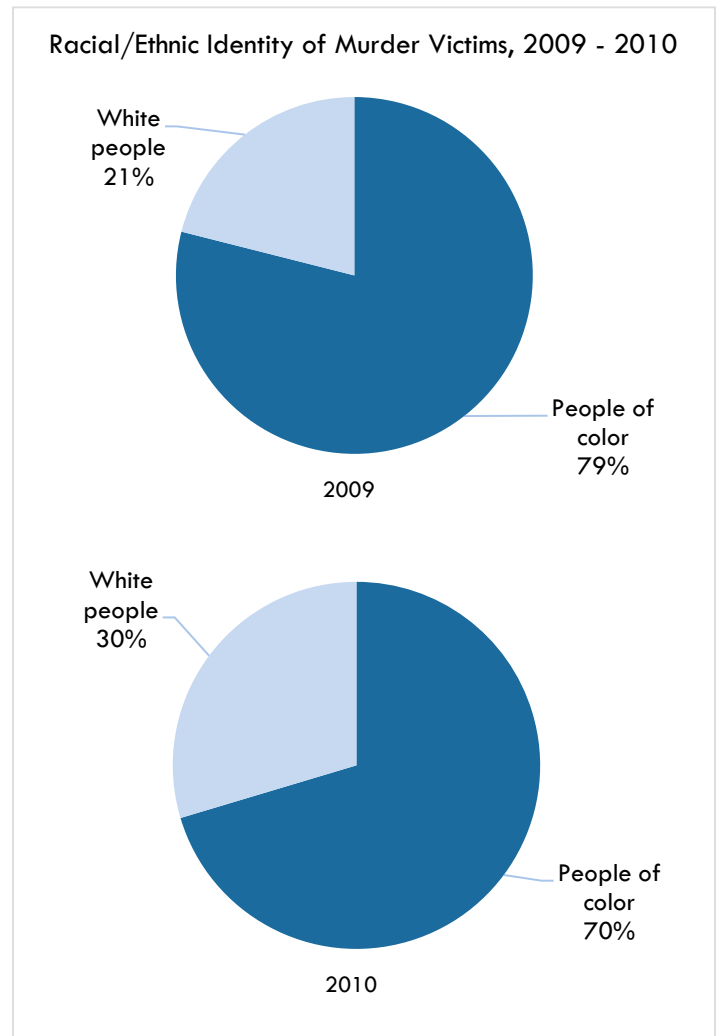


Figure 2. n=27 in 2010, n=22 in 2009.

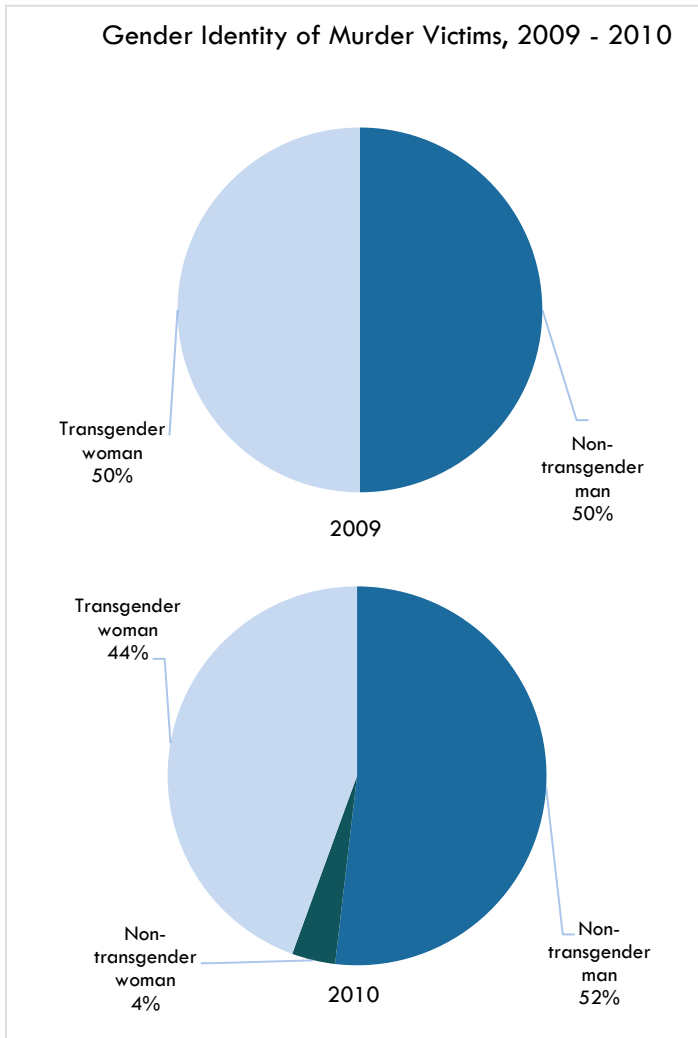


Figure 3. n=27 in 2010, n=19 in 2009.

***Transgender women represented 44% of anti-LGBTQH murders in 2010 but only represented 11% of the total reports.*** This finding reflects NCAVP's 2009 finding that transgender women experience a disproportionate impact of anti-LGBTQH murder. Within LGBTQH communities, transgender people represent 8.6%<sup>4</sup> of the general population. The overrepresentation of transgender people among survivors of violence and murder victims highlights the disparate impact that anti-LGBTQH violence, particularly murder, has on transgender women. This suggests that transgender people are at greater risk of being a target for violence than non-transgender lesbian, gay, bisexual, queer and/or HIV-affected people, and that the violence faced by transgender people is more severe. Given that this data is in part based on media reports, it is unlikely that it represents an increase of reporting among transgender women and their families and friends. Instead these statistics indicate that that bias based on gender identity is pervasive in the United States.

Five of the twelve murdered transgender women, (42%), were reported to have been engaged in sex work at the time of their murder. 18% of total murder victims participated in sex work overall, all of whom were transgender women. Transgender women face severe rates of homelessness, employment discrimination, arrest, and other issues that impact their ability to find work.<sup>5</sup> Some transgender women, particularly transgender women of color, may find that sex work may be one of the only ways to make a living wage. Research shows that transgender women have high rates of participation in the sex industry, and that these high rates are connected to homelessness, lower education status, and a lack of social support.<sup>6</sup> Sex work is illegal in most states, which makes sex workers more vulnerable to violence and less likely to report to the police or community organizations for fear of arrest, abuse, or reprisal. Offenders may select and target sex workers for violence precisely because sex workers are more isolated and less likely to report violence. NCAVP will continue to examine the connection between participation in the sex industry and anti-transgender murder in future reports.

***Non-transgender men represented 52% of murder victims; Gay non-transgender men represented 37% of murder victims.*** This is consistent with 2009 where 50% of murders were non-transgender men. This is also comparable to the overall distribution of reports in 2010 where 50% were non-transgender men. These findings reflect that identifying as gay or offenders perceiving individuals to be gay may increase hate violence murder risk.

## **MOST IMPACTED IDENTITIES**

NCAVP's 2010 person-level data allows us to highlight the identities that are most impacted by various types of hate violence for the first time. The high proportion of transgender and people of color murder victims reflect a broader pattern in NCAVP's 2010 data, transgender people and LGBTQH people of color experience severe and deadly forms of hate violence, with less access to appropriate anti-violence services and support.

### ***Transgender communities***

***Transgender people, people of color, and transgender people of color, were more likely to experience assault, discrimination, and intimidation.*** The person-level data showed the stark reality for transgender people and people of color in the United States. People who identified as transgender or people of color were 2 times more likely to experience hate violence involving assault<sup>7</sup> or discrimination<sup>8</sup> as non-transgender white individuals. They were also 1.5 times more likely to experience intimidation than non-transgender white individuals.<sup>9</sup> People who were both transgender and people of color were almost 2.5 times more likely to experience discrimination,<sup>10</sup> and nearly 2 times as likely to experience intimidation as non-transgender white individuals.<sup>11</sup> These figures indicate that people of color and transgender people face disproportionate rates of certain forms of hate violence as compared to LGBTQH individuals who are non-transgender and white. This data also shows that being both transgender and a person of color increases the risk of violence and of murder. The following findings reveal further information about the increased risk of violence for transgender people, communities of color, and other impacted identities.

***Transgender people of color survivors were the most likely to describe police attitudes as indifferent.*** 48.3% of transgender people of color reported that police attitudes were indifferent, compared to 32.1% of survivors who identified as either transgender or a person of color. Yet, only 7.7% of non-transgender white individuals reported indifferent police attitudes. These statistics highlight the negative impact of racism and transphobia on transgender people of color. These figures may also reflect racism and transphobia among police officers. These attitudes likely deter transgender people of color from reporting incidents to the police.

***Transgender people of color are 3 times more likely to experience hate violence from police.*** NCAVP's findings suggest that people who belong to both of these groups are 3 times more at risk for anti-LGBTQH violence from police officers. In 2010, 8% of hate violence offenders were police officers. These incidents included harassment, profiling, unjustified arrest, physical attack, entrapment, sexual violence, and discrimination. This data is too new to indicate absolute trends and NCAVP will engage in further research on

hate-motivate police violence in future reports.<sup>12</sup> NCAVP has improved the way it collects data on anti-LGBTQH police violence and this will be further explored in the 2011 report.

***Transgender people represented a higher proportion of hate violence survivors with injuries and are more likely to experience multiple forms of violence.*** Transgender survivors experienced higher rates of severe injuries<sup>13</sup> (11.8%) as compared to non-transgender men (6.2%), or non-transgender women (1.3%). 18.2% of transgender men and transgender women reported minor injuries as compared to 13.6% of non-transgender men and 10.9% of non-transgender women survivors. Transgender survivors and victims of hate violence are also 1.5 times more likely to experience multiple types of violence during an incident than non-transgender individuals.<sup>14</sup> This could be associated with the higher proportion of severe injuries among transgender survivors. Incidents with multiple forms of violence tend to last longer, be more violent, and cause more complex forms of trauma for the survivor. They may also require a more in-depth or broader range of responses from service providers. Some transgender people may be more vulnerable to violence due to being visibly gender non-conforming. Gender non-conforming people may not follow gender-based social norms associated with their assigned birth sex about clothing, hair, mannerisms, and other visible characteristics that signal gender. Popular culture frequently presumes that gender non-conforming people identify as gay, lesbian, bisexual, or queer, confusing gender identity with sexual orientation. Hate violence offenders may target transgender and gender non-conforming people based upon this public visibility.

***Transgender women were less likely to report to police.*** 25.4% of transgender women did not report violence to the police, compared to 20.9% of non-transgender men, and 19.1% of non-transgender women. Police frequently profile transgender people for criminal activity deterring transgender women from approaching police officers for support.<sup>15</sup> Some transgender women have also faced negative experiences when seeking assistance from law enforcement, deterring them from reporting in the future.<sup>16</sup>

***Transgender people were disproportionately less likely to receive medical care.*** 75% of injured transgender men and 20% of transgender women needed medical attention for their injuries but did not receive it. Only 15% of LGBTQH survivors overall needed medical attention for their injuries but did not receive it. Transgender survivors face more severe violence but are also the least likely to receive medical care. The stark difference for transgender men and the smaller difference for transgender women demonstrate the barriers transgender people face accessing adequate and appropriate medical care. Many transgender people have experienced bias and trauma when seeking medical attention, which deters them from accessing health care in the future.<sup>17</sup> Many medical providers lack training or skills to provide appropriate care to transgender people. These providers may also not understand transphobic violence and the specific needs of transgender survivors of violence. NCAVP's data does not currently contain information to measure whether these healthcare barriers negatively impacted transgender survivor's health, or if these barriers to medical care contributed to the deaths of transgender survivors. However, this data emphasizes the importance of increasing competent medical care for transgender survivors.

These findings indicate that transgender people face severe forms of violence but are the least likely to receive medical care or police support, further reducing their safety. Transphobic discrimination is widespread and

reflected in law, policy, the media, and popular culture.<sup>18</sup> Transgender and gender conforming people make up 18% of hate violence survivors and victims reported in 2010, but only comprise an estimated 8% of the overall lesbian, gay, bisexual, transgender or queer population,<sup>19</sup> indicating that transgender people are disproportionately impacted by anti-LGBTQH hate violence.

### *People of color*

***People of color were more likely to experience minor injuries.***<sup>20</sup> NCAVP's research shows that LGBTQH people of color were twice as likely as white survivors and victims of hate violence to experience minor injuries.<sup>21</sup> This may reflect offenders targeting LGBTQH people of color due to the combination of racist and anti-LGBTQH attitudes.

***Police were less likely to classify hate violence against LGBTQH people of color as hate crimes.*** Police refused bias classification to 25% of survivors and victims of color as compared to 6% of white people in hate violence incidents that were reported to police. Many people of color reported indifferent attitudes from the police, which may connect to the lack of bias classification.<sup>22</sup> Research shows that nationally police officers are more likely to classify hate crimes when people of color are the offenders, than when people of color are the victims or survivors.<sup>23</sup>

***People of color were less likely to receive medical attention when they needed it.*** 66.7% of Arab survivors, 50% Asian/Pacific Islander survivors, and 36.5% of Latina/o survivors reported not receiving care when their injuries required it, as compared to 18.2% of white survivors.<sup>24</sup> However, 15% of LGBTQH survivors overall did not receive needed medical attention for their injuries. The intersection of race, ethnicity, gender identity, and sexual orientation may create additional barriers to receiving adequate health care such as a lack of access to multi-lingual services, translation, and limited health insurance due to immigration status.<sup>25</sup> Members of these racial and ethnic groups may also experience anti-immigrant discrimination or profiling which can create additional barriers to accessing medical care. These disparities suggest further topics for research on access to medical care for LGBTQH survivors within these racial and ethnic groups.

***Different racial or ethnic identities may experience different types of violence.*** Black/African-American survivors had the highest rates of assault (19%), harassment (30%), and discrimination (45%). Latina/os reported the highest rates of sexual violence and sexual harassment (13.1%) and intimidation (90.9%) of any racial or ethnicity. Asian/Pacific Islander (33.3%), Black/African-American (44.9%), or White (35.2%) survivors were more likely than the average hate violence survivor to report discrimination. NCAVP has long recognized that race, gender identity, and sexual orientation impact the types and severity of violence that survivors and victims experience. However, the causes for these particular disparities are unclear and warrant further research.

### *People with disabilities*

***People with disabilities are more likely to experience discrimination and harassment.*** People living with disabilities were 2 times more likely to report anti-LGBTQH discrimination than those without a

disability.<sup>26</sup> This indicates that people with disabilities may be more vulnerable to discrimination.<sup>2</sup> Recent studies support this conclusion, and highlight that people with disabilities experience disproportionately high barriers to services, support, and law enforcement response.<sup>28</sup>

***People living with disabilities reported incidents to police less frequently.*** 30.2% of people with disabilities did not report the incident to the police, as compared to 20.1% of survivors overall. These findings are consistent with the consensus of the broader literature, which suggests that the reporting process creates barriers for people with disabilities. For example, people with disabilities may not be able to call in or travel to make a report in person, or could have difficulty providing testimony or communicating their experiences to law enforcement.<sup>29</sup> LGBTQH people with disabilities may experience increased discrimination and barriers due to the combination of their LGBTQH identity and their disability.

### ***Sexual orientation***

***LGBQ people reported 3 times higher rates of sexual violence than heterosexual people.***

Lesbian, gay, bisexual, and queer (LGBQ) people were 3 times more likely<sup>30</sup> to report sexual violence and/or harassment compared to heterosexual people who reported to NCAVP in 2010.<sup>31</sup> Common perceptions of hate violence usually exclude sexual violence, characterizing “sexual assault” as something separate from anti-LGBTQH violence or examining sexual violence that occurs within an intimate partnership. However, NCAVP’s member organizations regularly serve LGBTQH survivors of hate-motivated sexual violence. An example of hate-motivated sexual violence is “corrective rape,” in which a heterosexual person rapes an LGBTQH person to “cure their homosexuality” or when individuals rape and sexually assault transgender people when they disclose their gender identity. This data suggests that further research is needed on the nature and implications of hate-motivated sexual violence and harassment.

## OVERALL HATE VIOLENCE SURVIVOR AND VICTIM DEMOGRAPHICS

### *Sexual orientation of survivors and victims*

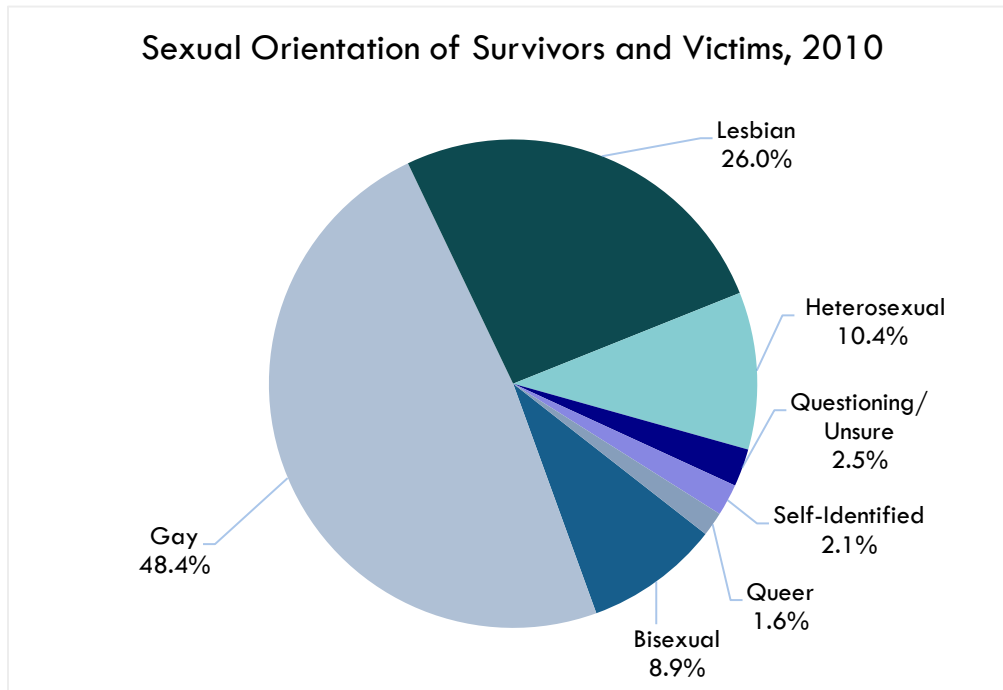


Figure 4. n=2,023 survivors and victims whose sexual orientation was known.

self-identified (2.1%), and queer (1.6%). Sexual orientation proportions remained relatively similar between 2009 and 2010 (gay 49.2%, lesbian 27.6%, heterosexual 9.5%, bisexual 6.9%, questioning/unsure 2.0%, queer 3%, and self-identified 1.4%). Gay non-transgender men may make up the largest proportion because many anti-violence programs were started to address issues of violence against gay non-transgender men. Anti-violence programs may have more experience in reaching gay non-transgender men and may exist in locations where they feel more comfortable than other LGBTQH-identified people in reporting incidents of violence. Anti-violence projects may also receive fewer reports from lesbians if their outreach events are more oriented toward gay non-transgender men. Several anti-violence programs where the proportions of reports from lesbians are higher than the NCAVP's overall average also have long-term and targeted outreach efforts within lesbian communities, such as OutFront Minnesota in Minneapolis, Minnesota and BRAVO in Columbus, Ohio.

Within NCAVP's data, "heterosexual" can reflect many different identities. Some people who identify as heterosexual may also identify as transgender or HIV-affected. Others may not identify as LGBTQH at all but offenders may have perceived them to be LGBTQH. Others may identify as non-transgender, non-HIV affected heterosexuals. These individuals may feel more comfortable reporting to an LGBTQH-identified anti-violence program than to a mainstream organization because anti-violence programs generally are more inclusive of all sexual orientation and gender identities.

*Gay identified people, largely gay non-transgender men, made up nearly half of the reports to NCAVP in 2010 (48.4%), followed by people who identified as lesbian (26%), heterosexual (10.4%) and bisexual (8.9%). The following categories each made up less than five percent of reported sexual orientations:*

*questioning/unsure (2.5%),*



## Gender identity of survivors and victims

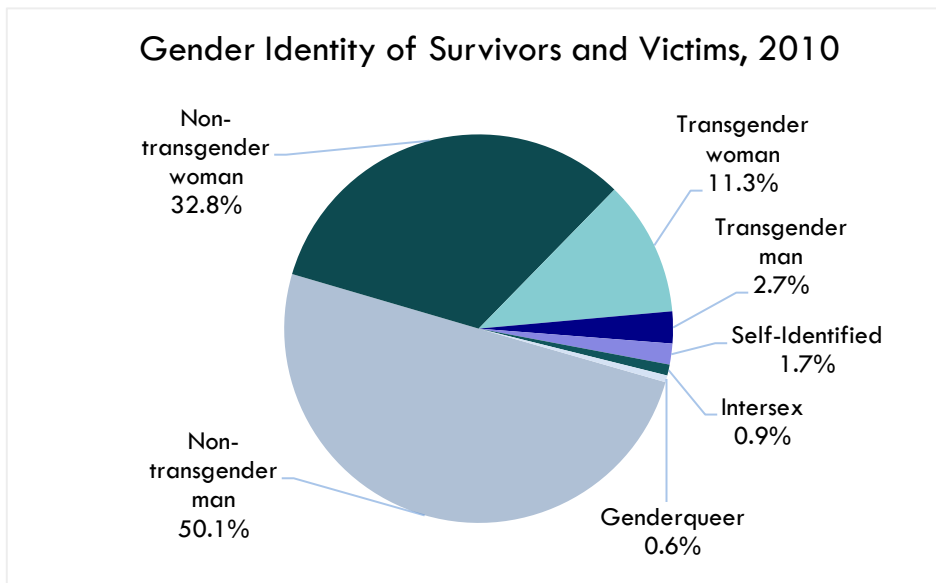


Figure 5. n=2,300 survivors and victims whose gender identity was known.

transgender men (2.7%), and people who were questioning (1.2%), self-identified (0.8%), Intersex (0.6%), or genderqueer (0.4%). The following categories each comprised less than five percent of gender identities reported to NCAVP: transgender man (2.7%), self-identified (1.7%), Intersex (0.9%), genderqueer (0.6%) and questioning (0.0%). Non-transgender men and non-transgender women may make up the largest proportions of survivors because they may be more comfortable reporting violence to anti-violence programs due to their communities having long term histories with LGBTQH AVP's. Despite these figures, transgender people are overrepresented within NCAVP's data. Transgender people represent slightly more than 8%<sup>34</sup> of the LGBTQ communities, but transgender and gender non-conforming people (self-identified, genderqueer & questioning), and Intersex people, represent a combined 17.2% of all reports of anti-LGBTQH hate violence in 2010.

*Non-transgender men<sup>32</sup> comprised the majority of reports (50.1%), followed by non-transgender women<sup>33</sup> (32.8%), and transgender women (11.3%).* Gender identity proportions looked relatively similar in 2010 as compared to 2009. In 2009, non-transgender men made up 51.9% of reports, followed by non-transgender women (31.3%), transgender women (10.7%),

## Racial/ethnic identity of survivors and victims

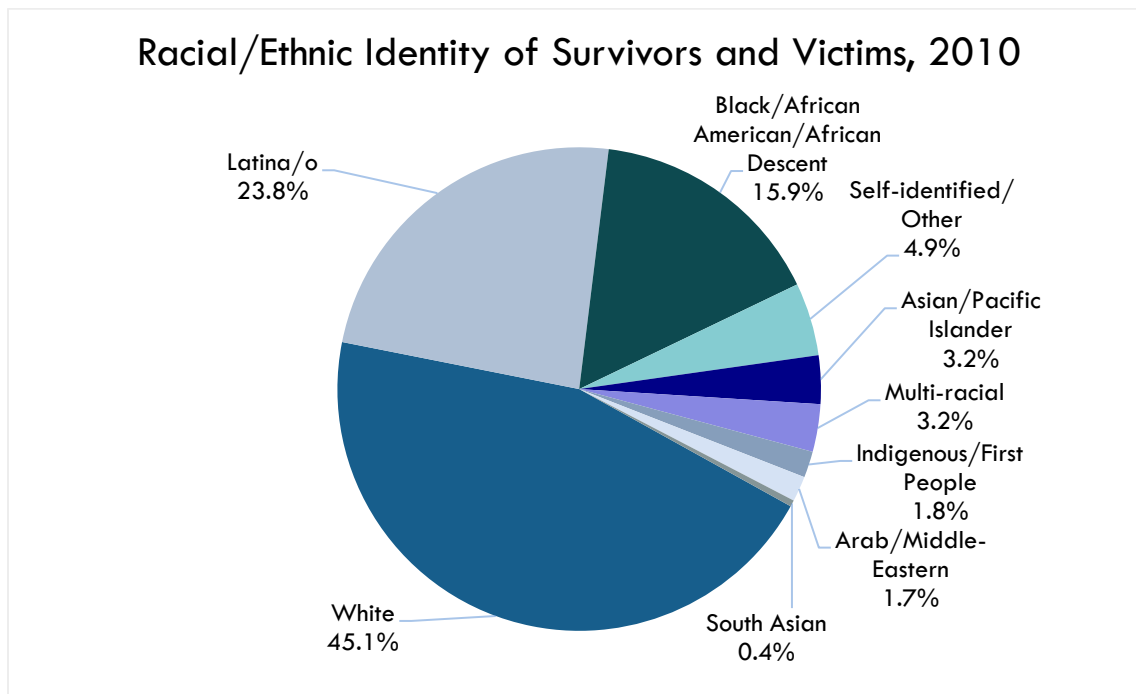


Figure 6. n=1,884 survivors and victims whose racial or ethnic identity was known.

**White people represented 45.1% of NCAVP reports, the largest proportion followed by Latina/os (23.8%), and Black/African American people (15.9%).** 2010's racial and ethnic identities comprised of similar proportions in 2010 as they did in 2009 (white 47%, Latina/o 23%, Black, African American 17%, Multi-racial 3%, South Asian 1%, Indigenous/First People 1%, Arab or Middle Eastern 1%, Asian or Pacific Islander 3%, and self-identified or other 4%). White people are underrepresented within NCAVP's reports. White people made up 72% of the general population in 2010,<sup>35</sup> but they made up only 45.1% of reports to NCAVP member programs. Latina/o people are overrepresented within NCAVP's reports, representing 16% of the total population in the U.S.<sup>36</sup> and making up almost 24% of the reports. Black/African American people are also slightly overrepresented within NCAVP's reports, representing approximately 13% of the general population<sup>37</sup> but making up nearly 16% of reports. Self-identified/other (4.9%), Asian/Pacific Islander (3.2%), Multi-racial (3.2%), Indigenous/First People (1.8%), Arab/Middle Eastern (1.7%), and South Asian (0.4%) each comprised less than five percent of all racial identities reported to NCAVP in 2010. To some degree, these figures may reflect a higher percentage of people of color living in regions covered in this report. This report contains data from states known for high Latina/o populations such as: Arizona, California, Colorado, Illinois, New York and Texas. This may result in a higher proportion of Latina/os than whites among NCAVP's data set.<sup>38</sup> Many programs also reported from regions with high populations of Black and African American people.<sup>39</sup> These figures may also reflect that LGBTQH people of color are at higher risk for violence, something that NCAVP's 2010 and 2009 murder statistics also reflect. Finally these numbers could also demonstrate that anti-violence programs could be doing successful outreach in communities of color.

## Age of survivors and victims

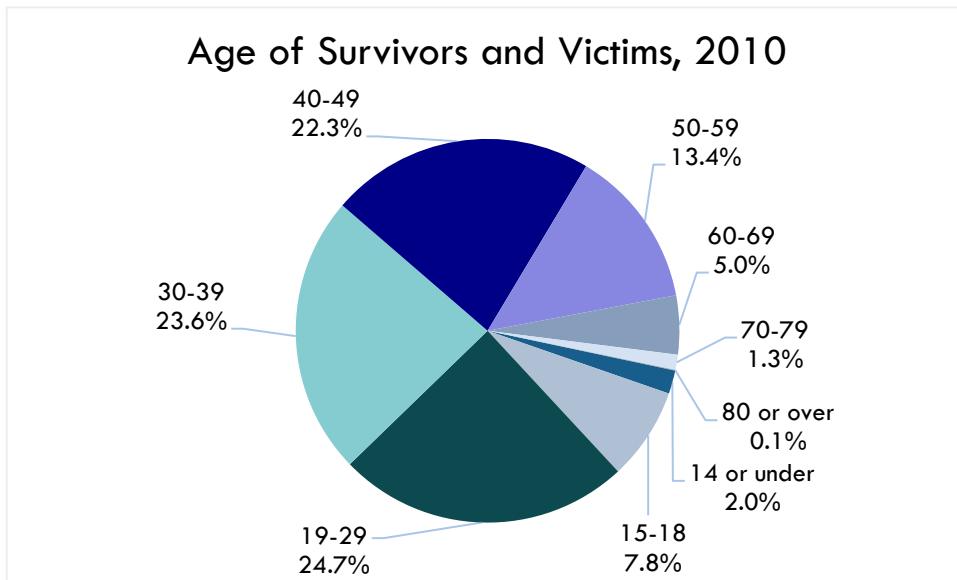


Figure 7. n=1,874 survivors and victims whose age was known.

*While much of the media attention on anti-LGBTQH violence focuses on bullying young people, NCAVP's numbers show a different story.* The proportions of individuals in their twenties, thirties, and forties are relatively similar and represent the majority of 2010's survivors and victims (70.4%). This may reflect a need for NCAVP member programs to increase outreach to LGBTQH

young people and/or to collaborate with national and local organizations that focus on LGBTQH youth. These numbers may also reflect a lack of media visibility for hate violence against LGBTQH adults. People ages 50 and over comprised more reports in 2010 (19.7% of reports) as compared to 2009 (11.4% of reports).

Unprecedented levels of outreach to and support for LGBTQH elders from private and public funding sources, governments, LGBTQH organizations and communities may have increased reports.<sup>40</sup> In addition, the aging of the baby boomer generation may impact this overall increase, with an estimated 1.5 million people in the U.S. who are 65 or older.<sup>41</sup> LGBTQH elders face specific challenges, because many of the social services and supports available to elders may not be inclusive of LGBTQH identities and LGBTQH specific programs may not be competent in working with elders.<sup>42</sup> Limited research exists on the experiences and needs of LGBTQH elders regarding hate violence and further research is needed to understand how to support LGBTQH elder survivors of violence.

## Disability status of survivors and victims

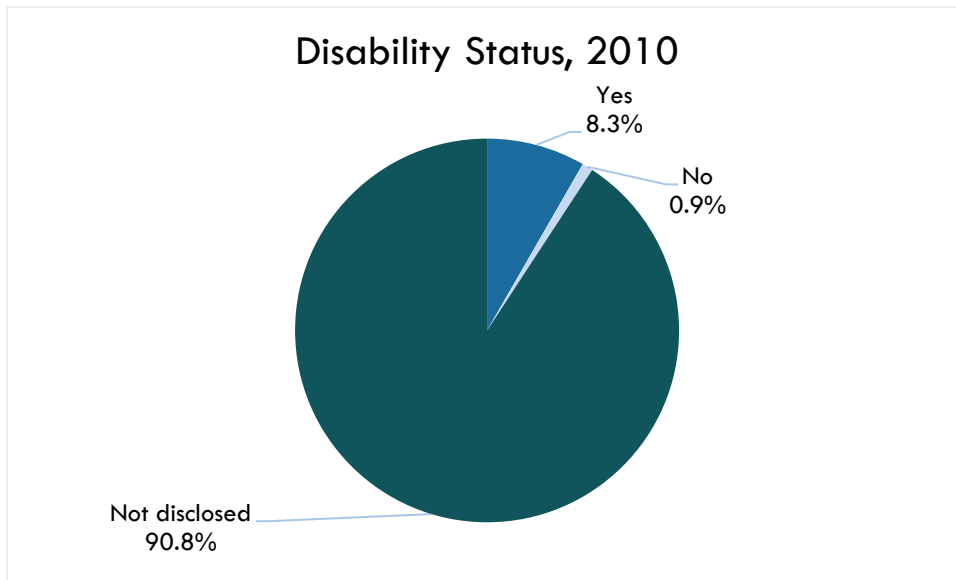


Figure 8. n=231 survivors and victims whose disability status was known.

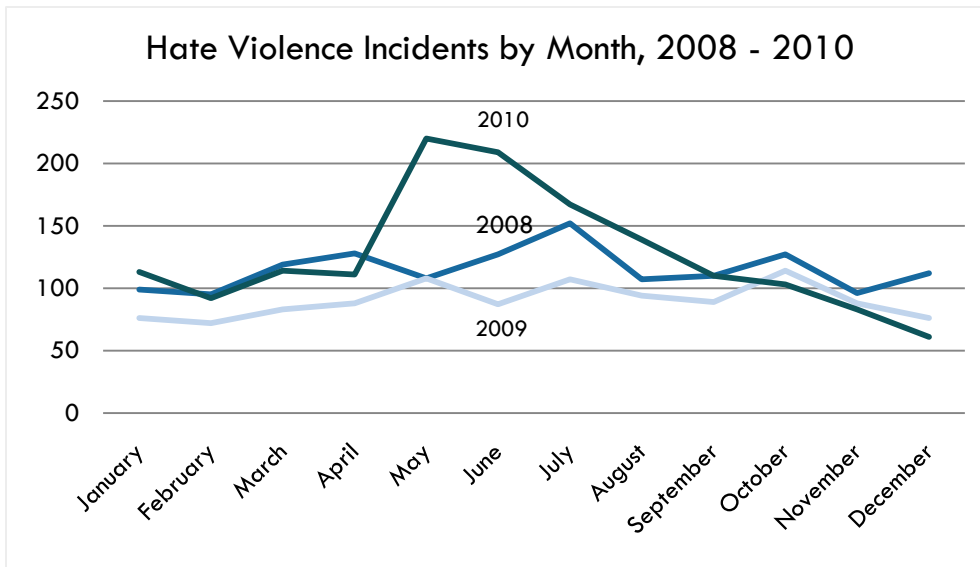
### *Most survivors and victims did not disclose their disability status in 2010 (90.8%).*

8.3% of survivors and victims reported having a disability of some kind (including disabilities related to HIV), while 0.9% were reported as not having a disability. NCAVP's data shows a high proportion of "not disclosed" disability status because NCAVP member programs may not have asked this information due to a lack of

information on how to do so. NCAVP is in the process of improving how it collects information on disability status data to increase information on disability status and anti-LGBTQH hate violence, therefore a comparison between 2009 and 2010 figures is not possible. From 2006 to 2010, many studies examined the intersections of disability status and violence closely to ensure people with disabilities who have experienced domestic or sexual violence have the community-based supports and criminal justice responses they need. This work will likely impact the overall competency of anti-violence organizations, including NCAVP member programs, to better measure, and therefore respond to, the needs of disabled victims and survivors.<sup>44</sup>

## TRENDS IN ANTI-LGBTQH HATE VIOLENCE

### *Hate violence by month in 2010*



*Figure 9 shows incidents by month for 2008 to 2010.*

The 2010 monthly reports return to a long-term pattern where NCAVP’s member programs received more reports of hate violence in the summer. In 2009, this pattern shifted when reports of violence increased in summer months and again in October, when visibility of LGBTQH communities increased because of the passage of federal hate

Figure 9. 2010, n=1,843; 2009: n=1,556; 2008: n=1,670.

crimes legislation. In 2010, as with prior years, monthly reports increased in the summer months when many LGBTQH Pride festivities occurred. Pride events bring visibility to LGBTQH communities and organizations and create events where LGBTQH people and their allies are easily identifiable. LGBTQH anti-violence organizations conduct outreach at these events increasing LGBTQH individuals’ knowledge of anti-violence programs. This increased outreach can also increase reports during these months. In fall of 2010, media attention focused on high visible LGBTQH youth suicides related to anti-LGBTQH bullying. At this time the mainstream media speculated that rates of anti-LGBTQH violence and or suicides were increasing. However, despite the increased visibility of suicides and hate violence during this period, NCAVP’s data does not reflect an increase in hate violence reports.

*Types of hate violence incidents*

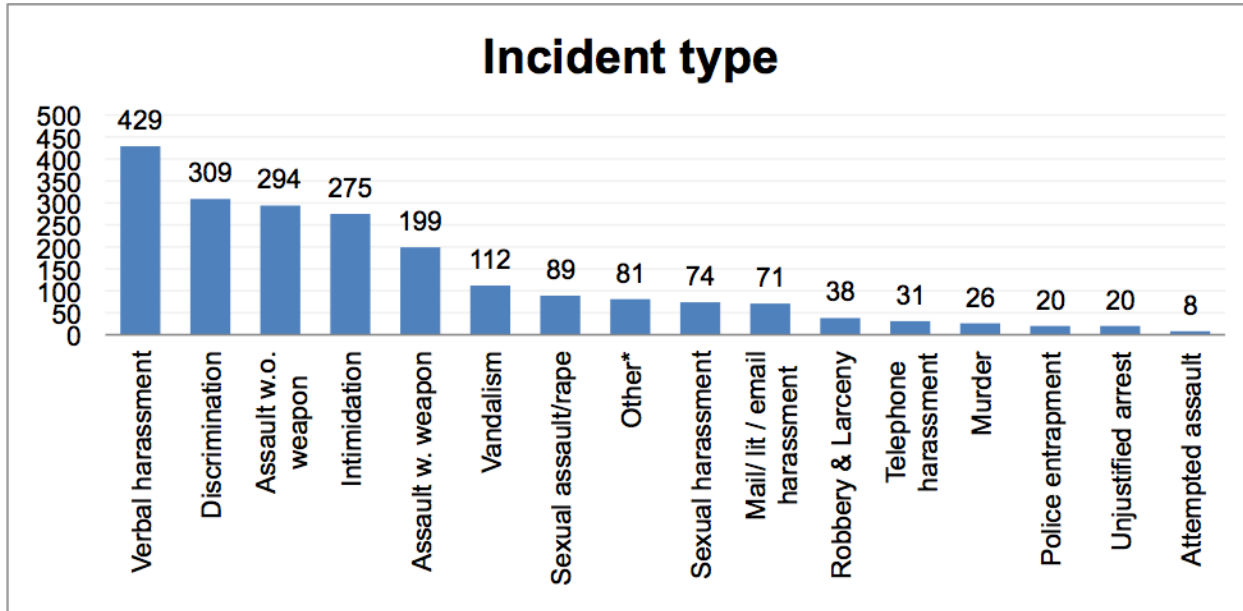


Figure 10. n=2,053 known incident types. \*Other = “abduction/kidnapping” (4), “illegal eviction” (3), “police raid” (2), “extortion/blackmail” (1), “bomb/bomb threat” (0), and 68 incident types indicated as “other” by programs submitting data. Different incident types may occur within the same incident.

***The most common incident types were verbal harassment (429), discrimination (309), intimidation (275), assault without weapon (260), and assault with a weapon (175).*** NCAVP collected incident type information on 2,073 incidents in 2010. The proportion of assaults with weapons increased to 40% in 2010, as opposed to 30% (137) in 2009. The other types of incidents reflected the same proportions in 2009: discrimination (398), assault without weapon (262) and intimidation (452).

***Slightly more hate violence survivors reported injuries in 2010.*** 39.8% of hate violence survivors for whom injury status was known, reported physical injuries in 2010 as compared to 32.3% of survivors in 2009. This indicates that hate violence incidents are increasingly violent and that the survivors in these incidents are more likely to be injured. This may reflect increasing visibility of LGBTQH issues in the media. High profile and significant national policy changes, such as the repeal of the Don’t Ask Don’t Tell military policy, debates about marriage equality, and debates about including gender identity and expression into employment non-discrimination laws, may contribute to an increased societal awareness of LGBTQH people. These increased injuries may reflect a negative, homophobic, biphobic, and transphobic reaction to these policy changes or visibility. NCAVP will continue to research this connection in future reports.

***A slightly higher percentage of survivors needed medical attention but did not receive it in 2010.*** This proportion increased from 10% in 2009 to 15% in 2010. Economic factors may be partially responsible for this increase in 2010. Despite some economic recovery, persistent low employment rates, and prohibitive health care costs have created barriers to medical care across the United States, especially in low-income communities.<sup>45</sup> Research also suggests that a general sense of financial insecurity may make some U.S. residents less likely to spend money on health care.<sup>46</sup>

**POLICE RESPONSE**

*Survivors described 61% of police attitudes as indifferent, abusive or deterrent in 2010.* Survivors experienced courteous police attitudes in 39.5% of incidents, indifferent in 38.4%, abusive in 17.1% (including verbal and physical abuse), and as otherwise deterrent in 5% of responses.<sup>47</sup>

These negative attitudes increased from 2009 when survivors experienced courteous police attitudes in 54% of incidents, indifferent in 23%, verbally abusive in 18%, and physically abusive in 5%. Indifferent, abusive, and deterrent responses can discourage survivors from following up with reports to law enforcement and/or reporting future incidents to law enforcement. These attitudes can have a ripple effect among LGBTQH communities when friends, family, loved ones, and community members learn about other survivors' negative experiences and become less likely to report to the police themselves. The increase in indifferent, abusive, and deterrent responses is a pattern that NCAVP will continue to examine in future reports to understand the impact it has on LGBTQH survivors' access to support from law enforcement.

*Survivors with severe injuries were more likely to experience courteous police attitudes.* 66.7% of survivors with severe injuries reported courteous police attitudes. However, only 32.3% of total survivors experienced courteous attitudes. Studies show that responding officers tend to be more sympathetic to survivors experiencing severe injuries.<sup>48</sup>

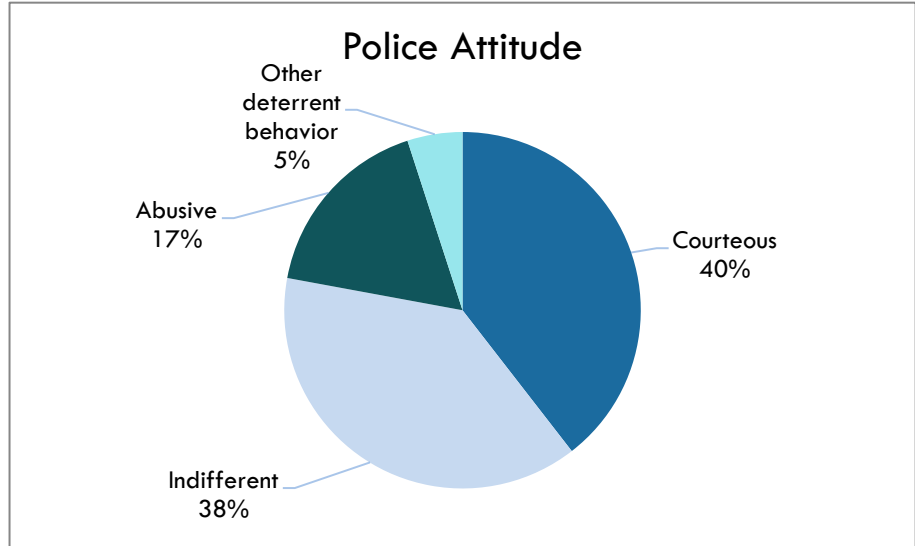


Figure 11: n=362 police responses where police attitude was known.

These attitudes can have a ripple effect among LGBTQH communities when friends, family, loved ones, and community members learn about other survivors' negative experiences and become less likely to report to the police themselves. The increase in indifferent, abusive, and deterrent responses is a pattern that NCAVP will continue to examine in future reports to understand the impact it has on LGBTQH survivors' access to support from law enforcement.

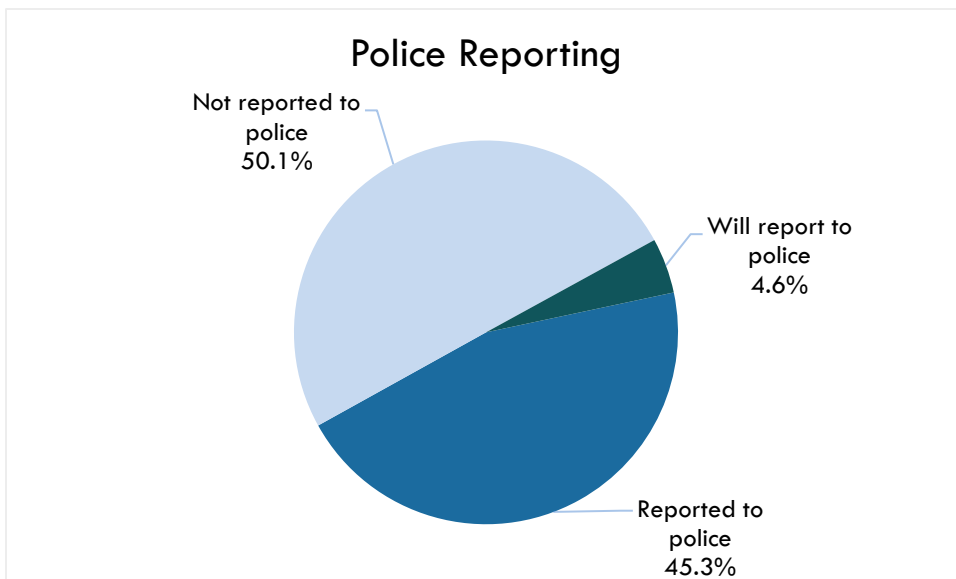
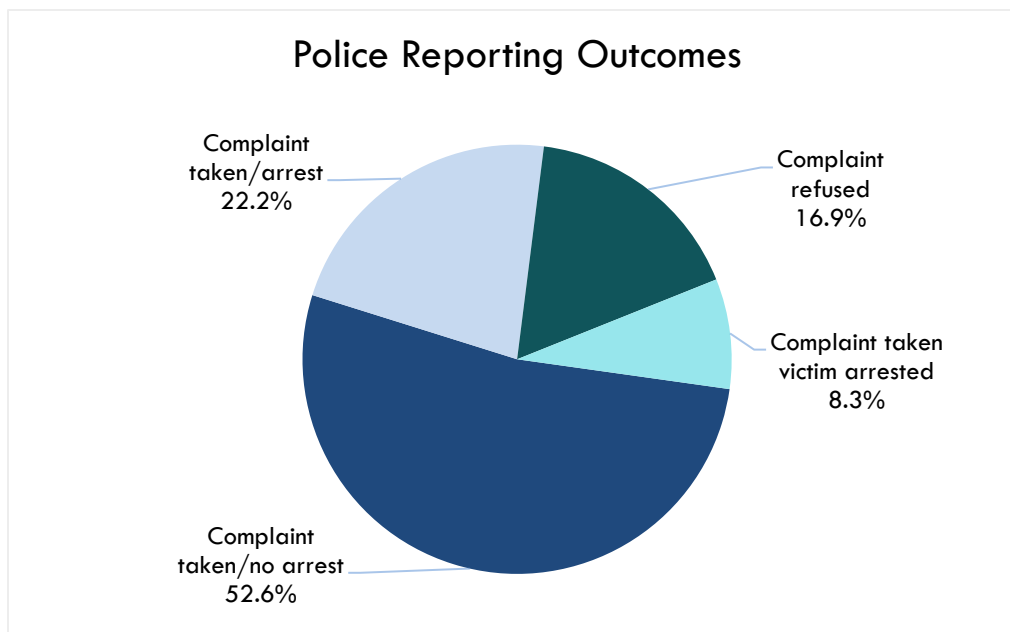


Figure 12. n=1,226 incidents in which police reporting information was known.

*50.1% of survivors did not report incidents to police in 2010.* For all incidents in which police reporting information was known, half of the survivors did not report to police, 45.3% of survivors reported the incident to the police, and another 4.6% indicated that they planned to report the incident. The amount of police reports are drastically

lower in 2010 as compared to 2009 (84% reported to police, 12% did not, and 5% planned to report it). However, NCAVP collected police reporting information for almost twice as many incidents in 2010 as in 2009 (up to 1,226 in 2010 from 619 in 2009). Therefore these changes are likely to represent NCAVP's data becoming more reliable and accurate as opposed to a change in the proportion of survivors reporting to the police.

***People of color and transgender people were the least likely to report incidents to police:*** 24% of survivors who identified as people of color or transgender did not report incidents to police, compared to 11.4% of people who identified as neither. Indifferent, abusive, and deterrent police attitudes, paired with these communities' experiences of law enforcement hate violence, creates a powerful disincentive to reporting.<sup>49</sup>



***22.2% of complaints to police resulted in offender arrest.*** When survivors reported to police, 52.6% of the complaints did not result in arrest. Police arrested suspected offenders in 22.2% of complaints, police refused complaints for 16.9% of reports, and police arrested the survivor in 8.3% of reports. These figures differ from 2009 findings when police refused 50% of the

Figure 13. n=555 attempted complaints.

complaints, police arrested a suspected offender in 28% of complaints, police arrested the suspected offender for 13% of the complaints, and police arrested the survivor in 9% of the complaints. NCAVP received substantially more data in this category in 2010, therefore it is difficult to know whether these differences illustrate a shift in actual police response or NCAVP's increased accuracy in measuring the result of police complaints.

***Police were more likely to arrest offenders when survivors or victims were gay non-transgender men.*** Gay survivors and victims, largely gay non-transgender men, made up 69% of the total amount of people whose offender was arrested. This may reflect current popular attitudes that most victims of hate violence are gay non-transgender men. This could also reflect law enforcement's history of investigating hate violence against gay non-transgender men over the past thirty years. As a result, police officers may have more expertise in investigating hate violence against gay non-transgender men and may be more likely to pursue and arrest their offenders.



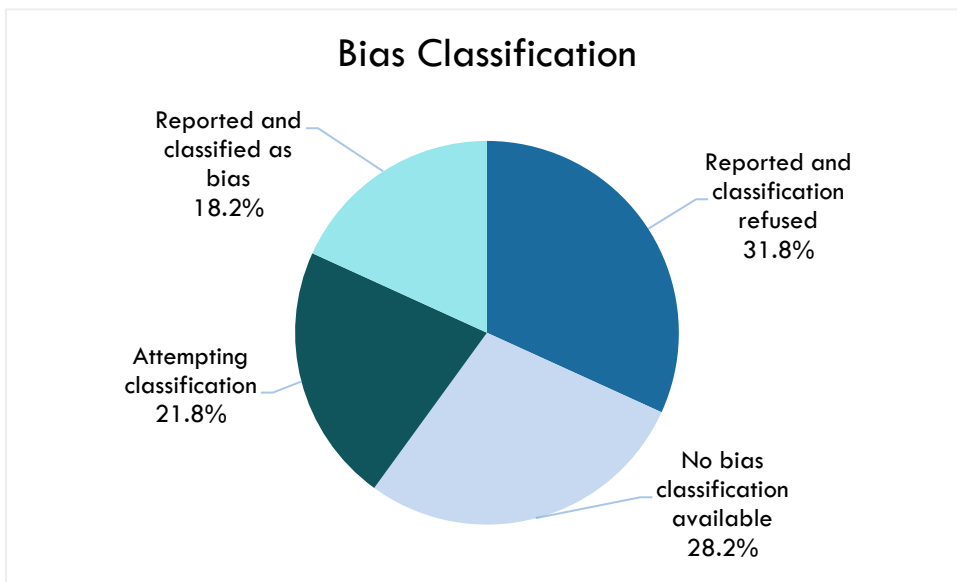


Figure 14. n=170 where bias classification was attempted and information was known.

***Police classified nearly 32% of incident complaints as hate crimes.***

Police classified 31.8% of complaints as bias incidents or hate crimes. 28.2% of complaints were not classified as bias incidents, either because relevant hate crimes statutes did not exist or because the incident did not constitute a crime. 21.8% of survivors were attempting bias classification when they reported the incident to an NCAVP member program,

and police refused bias classification for 18.2% of these complaints. Police classified a lower proportion of complaints in 2010 (31.8%) than in 2009 (49%). This decrease is puzzling and warrants further inquiry given heightened attention to hate crimes from law enforcement in 2010 due to the implementation of federal hate crimes legislation.<sup>50</sup> However, NCAVP collected significantly less information in this category than in 2009 (170 attempts in 2010 and 237 in 2009) and this may reflect increased data accuracy as opposed to shifts in actual police bias classification rates.

## CHARACTERISTICS OF HATE VIOLENCE SITES AND OFFENDERS

*Private residences were the most common sites of violence in 2010 (31.9%).*

However, LGBTQH hate violence survivors were also targeted in the street or public areas, with 20.7% of incidents occurring in these areas. Hate violence incidents also occurred in the workplace (10.9%). This is a slight change from 2009 when private residences were the most common site for hate violence (29%) followed street or public area (20%), and the workplace (15%).

The following sites represented less than 10% of total incident sites: LGBTQ bars or venues (8.1%), schools/colleges (7.1%), public accommodation (4.8%), public transportation (4.3%), and other sites (12.2%). Common perceptions of anti-LGBTQH hate violence involve a survivor or victim who is targeted on the street or in public. However NCAVP’s data from 2009 and 2010 show otherwise, warranting further inquiry and programming around preventing violence within private residences.

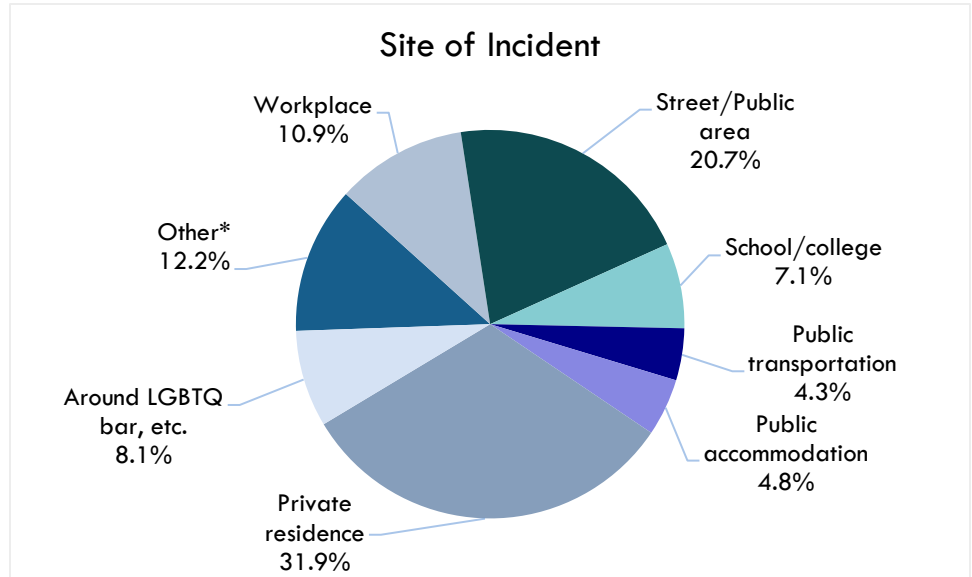


Figure 15. n=1,340 incidents where the site was known. \*"Other" includes "Shelter/treatment center" (3.7%), "Police precinct/jail/car" (2.9%), "Cruising area" (2.5%), "LGBTQ event/parade/rally" (1.9%), and "LGBTQ institution" (1.3%).

### Hate violence offender demographics

*Strangers, landlords, tenants and neighbors made up 50% of offenders.*

NCAVP collected information on 2,492 offenders in 2010, compared to 1,623 offenders in 2009, at a 53.5% increase.

NCAVP members collected data on the relationship between victims and offenders for 358 incidents. In 35.1% of cases, the offenders and survivors were strangers. Landlords, tenants and neighbors (15.1%) and coworkers (10.4%) comprised large categories of known

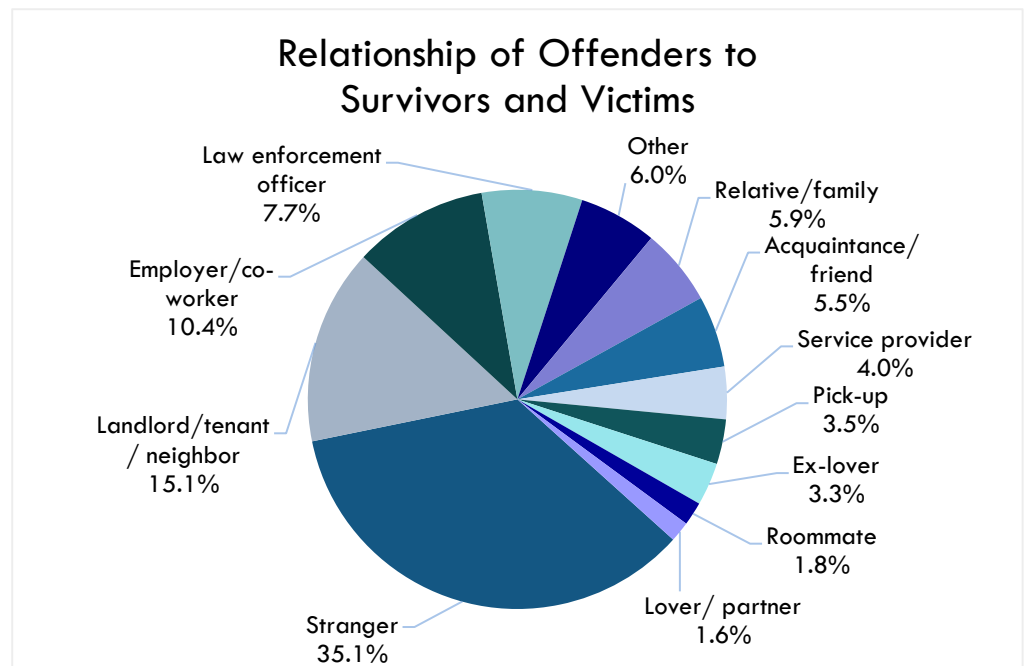
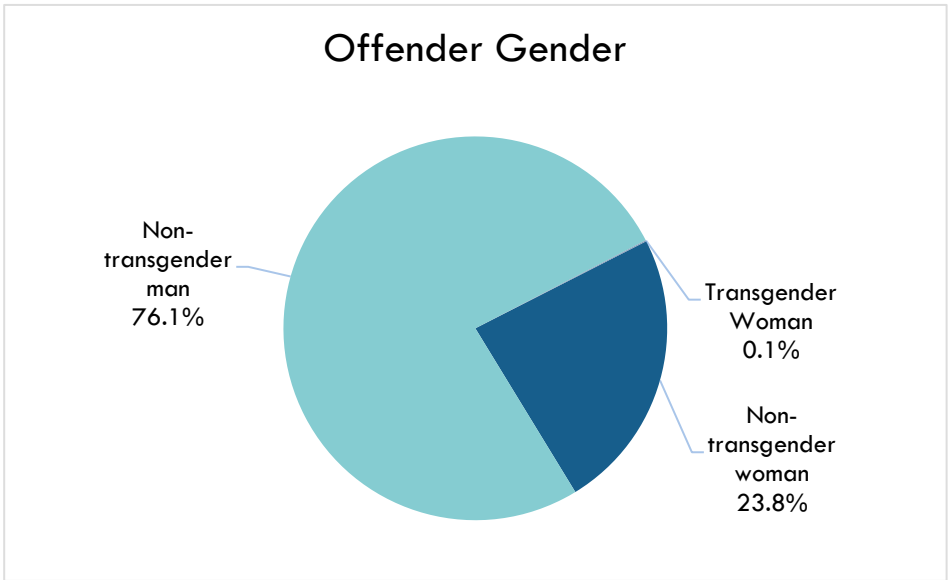


Figure 16. n=1,213 incidents where relationship of offender to survivor was known.

offenders. Offenders who committed violence against non-transgender men were most likely to be strangers (30.3%), then landlords, tenants or neighbors (16.4%), and ex-partners (9.2%). Ex-partners may comprise such a large category of hate violence offenders because they could use their former partner’s LGBTQH identity as a way to exert power and control over the survivor, as part of an overall pattern of intimate partner violence. For example ex-partners could threaten to “out” their partner or dismiss their gender identity.



*Offenders were mostly non-transgender men.* Non-transgender men comprised 76.1% of offenders in 2010, and 23.8% of offenders were non-transgender women. NCAVP’s data contained only one transgender hate violence offender in 2010 (0.1%). This is similar to 2009 figures: non-transgender men (77%), non-transgender women (23%) and transgender women (0.1%).<sup>51</sup> The gender differences between

Figure 17. n=1,077 incidents where offender gender was disclosed.

offenders suggests that people responsible for hate violence tend to be non-transgender men, which is consistent with broader crime statistics on hate violence offenders where 78.8% of violent crimes were committed by male offenders.<sup>52</sup> However, non-transgender women comprise a higher percentage of offenders in NCAVP’s report than for violent crimes overall (18.8%),<sup>53</sup> demonstrating that the climate of anti-LGBTQH bias is persistent among both non-transgender men and non-transgender women. Non-transgender women offenders were also more likely to be landlords, tenant or neighbors (19.7%), strangers (16.3%) and service providers (13.1%).

*Higher proportion of hate violence offenders between the ages of 19 – 29 in 2010 than in 2009.* Figure 18 depicts the age of offenders by age group. These proportions follow similar patterns to the age groups of LGBTQH victims and survivors, indicating that LGBTQH survivors may be targeted by people within their own age groups. The

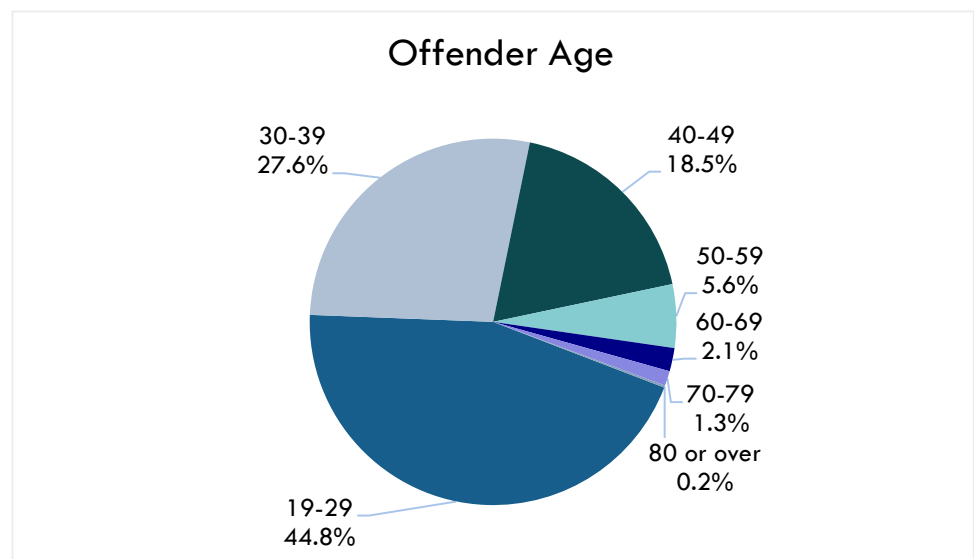
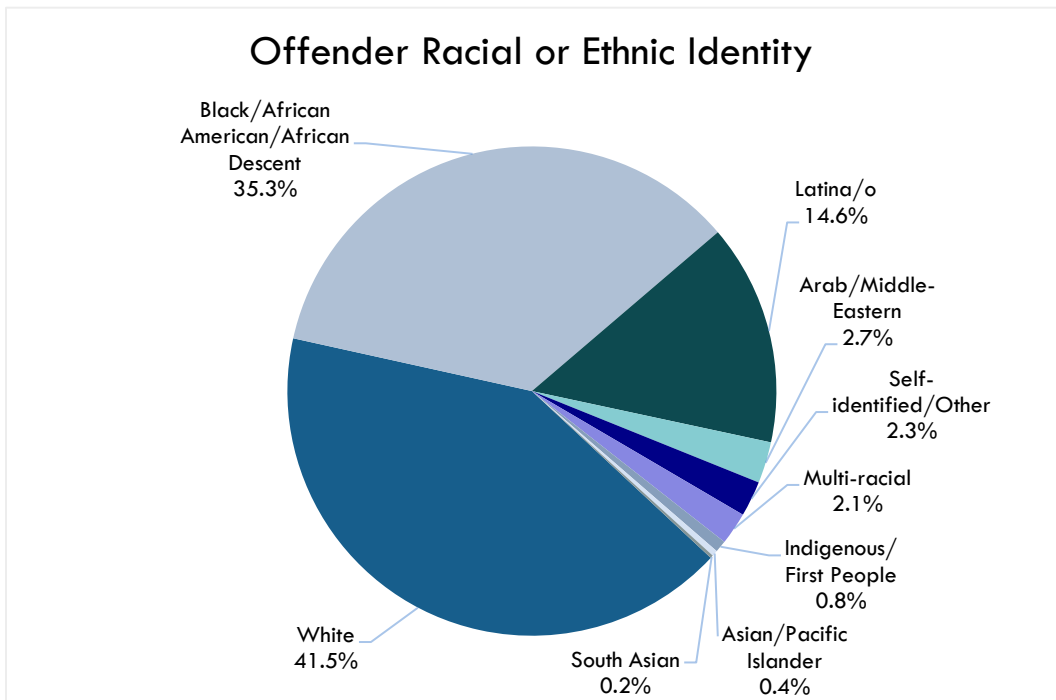


Figure 18. n=691 incidents where offender age was disclosed.

largest proportion of offenders (34.7%), were between 19- 29. This is lower than 2009’s data, where 45% of offenders were 19- 29. While this is a decrease from 2009, NCAVP’s 2010 data is consistent with research on offenders across various forms of violence. The Bureau of Justice statistics 2010 data shows that 41% of incidents of violence were committed by someone 30 and older<sup>54</sup> while NCAVP’s data shows that 46% of offenders were 30 or older. The large proportion of hate violence offenders who are young adults suggests policymakers, educators, and community based organizations should focus hate violence prevention programs to focus on reducing anti-LGBTQH bias among young adults.



*White people were the highest proportion of hate violence offenders.* White offenders made up 41.5% of total offenders, Black/African-American offenders comprised of 35.3% offenders, and Latina/o offenders comprised 14.6% of reports. The following groups comprised no more than 3% of all reported racial or ethnic identities: Arab/Middle Eastern

Figure 19. n=691 incidents where offender age was disclosed.

(2.7%), Self-identified/Other (2.3%), Multi-racial (2.1%), Indigenous/First People (0.8%), Asian Pacific Islander (0.4%), and South Asian (0.2%). NCAVP reports showed that white people committed the majority of hate violence incidents against white survivors (67.9% of offenses). Within NCAVP’s reports Black/African-American offenders were reported in 14 cases against Black/African-American survivors (7% of total offenses) and 16 cases against white survivors (8% of total offenses). This information contradicts widely-held beliefs that people of color are more likely to commit anti-LGBTQH hate violence than white people.<sup>55</sup>

## NOTES

- <sup>1</sup> Bureau of Justice Statistics. (2010). "Criminal victimization, 2009." *National Crime Victimization Survey* Retrieved from <http://bjs.ojp.usdoj.gov/content/pub/pdf/cv09.pdf> on June 13, 2011. 2010 data was not available at the time this NCAVP report was published.
- <sup>2</sup> National Coalition of Anti-Violence Programs. (2010). Hate violence against the lesbian, gay, bisexual, transgender and queer communities in the United States in 2009. Retrieved from <http://avp.org/publications/reports/documents/NCAVP2009HateViolenceReportforWeb.pdf> on June 13, 2011.
- <sup>3</sup> Sylvia Riviera Law Project. (2007). "It's war in here": A report on the treatment of transgender & Intersex people in New York State men's prisons. Retrieved from <http://srp.org/files/warinhere.pdf> on June 13, 2011; Amnesty International USA. (2005). *Stonewalled: Police abuse and misconduct against lesbian, gay and transgender people in the U.S.* Retrieved from: [http://www.amnestyusa.org/LGBT\\_Human\\_Rights/Stonewalled\\_A\\_Report/page.do?id=1106610&n1=3&n2=36&n3=1121](http://www.amnestyusa.org/LGBT_Human_Rights/Stonewalled_A_Report/page.do?id=1106610&n1=3&n2=36&n3=1121) on June 13, 2011.
- <sup>4</sup> G. Gates. (2011). *How many people are lesbian, gay, bisexual, and transgender?* Retrieved from <http://www3.law.ucla.edu/williamsinstitute/pdf/How-many-people-are-LGBT-Final.pdf> on June 14, 2011.
- <sup>5</sup> E.C., R. Garofalo, R. D. Harris, A. Herrick, M. Martinez, J. Martinez & M. Belzer. (2009). "Transgender female youth and sex work: HIV risk and a comparison of life factors related to engagement in sex work." In *Aids Behavioral Health*, 13(5): 902-13.
- <sup>6</sup> *Ibid.*
- <sup>7</sup> OR=2.02, CI=1.26-3.21.
- <sup>8</sup> OR=2.10, CI=1.44-3.06.
- <sup>9</sup> OR=1.54, CI=1.02-2.32.
- <sup>10</sup> OR=2.41, CI=1.52-3.83.
- <sup>11</sup> OR=1.74, CI=1.05-2.89.
- <sup>12</sup> OR=3.64, CI=1.08-12.3.
- <sup>13</sup> For the purposes of this report, "severe injuries" are injuries that involve significant pain or bodily injury and usually require medical attention, such as actual or apparent broken bones; actual or probable internal injuries; nerve damage; injuries requiring reconstructive surgery; injuries that keep the survivor from working for any period of time; brain injuries; lacerations; and any gunshot wound.
- <sup>14</sup> OR=1.71, CI=1.11-2.62.
- <sup>15</sup> Amnesty International USA. (2005). *Stonewalled: Police abuse and misconduct against lesbian, gay and transgender people in the U.S.* Retrieved from [http://www.amnestyusa.org/LGBT\\_Human\\_Rights/Stonewalled\\_A\\_Report/page.do?id=1106610&n1=3&n2=36&n3=1121](http://www.amnestyusa.org/LGBT_Human_Rights/Stonewalled_A_Report/page.do?id=1106610&n1=3&n2=36&n3=1121) on June 13, 2011.
- <sup>16</sup> *Ibid.*
- <sup>17</sup> Lambda Legal. (2010). *When health care isn't caring: Lambda Legal's survey on discrimination against LGBT people and people living with HIV.* Retrieved from [http://data.lambdalegal.org/publications/downloads/whcic-report\\_when-health-care-isnt-caring.pdf](http://data.lambdalegal.org/publications/downloads/whcic-report_when-health-care-isnt-caring.pdf) on June 16, 2011.
- <sup>18</sup> See results from a study in 2008 by the National Center for Transgender Equality, *Injustice at every turn: A report on the National Transgender Discrimination Survey* (February 2011). Retrieved from: [http://transequality.org/PDFs/NTDS\\_Report.pdf](http://transequality.org/PDFs/NTDS_Report.pdf) on June 15, 2011; Lambda Legal. (2010). *When health care isn't caring: Lambda Legal's survey on discrimination against LGBT people and people living with HIV* (2010). Retrieved from [http://data.lambdalegal.org/publications/downloads/whcic-report\\_when-health-care-isnt-caring.pdf](http://data.lambdalegal.org/publications/downloads/whcic-report_when-health-care-isnt-caring.pdf) on June 15, 2011.
- <sup>19</sup> G. J. Gates. (2011). *How many people are gay, lesbian, bisexual and transgender?* Retrieved from <http://www3.law.ucla.edu/williamsinstitute/pdf/How-many-people-are-LGBT-Final.pdf> on June 14, 2011.
- <sup>20</sup> For the purposes of this report, "minor injuries" are injuries that often do not require medical attention, such as bruises, soreness, minor contusions, and scratches.
- <sup>21</sup> OR=1.95, CI = 1.00-3.94.
- <sup>22</sup> See findings on "Law Enforcement Response" for further information.
- <sup>23</sup> Gehi, Pooja. (2011). *Colonized spaces, criminalized bodies.* Retrieved from <http://feministing.com/2011/04/08/clpp-2011-colonized-spaces-criminalized-bodies/> on June 15, 2011.
- <sup>24</sup> There were no Black, Indigenous, multiracial, or South Asian survivors who noted that they needed but did not receive medical care in NCAVP's data set.

- <sup>25</sup> P. A. Wilson & H. Yoshikawa. (2007). "Improving access to health care among African-American, Asian and Pacific Islander, and Latino lesbian, gay, and bisexual populations." In I. H. Meyer & M. E. Northridge, Eds., *The health of sexual minorities: Public health perspectives on lesbian, gay, bisexual and transgender populations*. Part VI, 607-637.
- <sup>26</sup> OR=2.18, CI=1.36-3.52.
- <sup>27</sup> Vera Institute. (2011). *Forging New Collaborations: A guide for rape crisis, domestic violence, and disability organizations*. Retrieved from <http://www.vera.org/content/forging-new-collaborations-guide-rape-crisis-domestic-violence-and-disability-organizations> on June 14, 2011.
- <sup>28</sup> Bureau of Justice Statistics. (2010). "Crime against people with disabilities, 2008." *National crime victimization survey, 2008*. Retrieved from <http://bjs.ojp.usdoj.gov/content/pub/pdf/capd08.pdf> on May 20, 2011.
- <sup>29</sup> C. H. Hoong, N. Mguni, C. Cook, N. Coomber & A. Hedges. (2009). "Disabled victims of targeted violence, harassment and abuse: barriers to reporting and seeking redress." *Safer Communities*,8(4): 27-24.
- <sup>30</sup> OR=3.12, CI=1.39-7.0.
- <sup>3</sup> Because this demographic specifically concerns sexual orientation, it does not specifically look at gender identity. However transgender people may be included within the reports of LGBQ identified people since gender identity and sexual orientation are distinct identities. Heterosexual people are included within this report for various reasons, including that they may experience hate violence because they are perceived to be LGBTQH, because they may be transgender or gender non-conforming and identify as heterosexual, or because they are HIV-affected.
- <sup>32</sup> Also referred to as "male" in NCAVP's 2009 hate violence report. National Coalition of Anti-Violence Programs. (2010). *Hate violence against the lesbian, gay, bisexual, transgender and queer communities in the United States in 2009*. Retrieved from: <http://avp.org/publications/reports/documents/NCAVP2009HateViolenceReportforWeb.pdf> on June 13, 2011.
- <sup>33</sup> Also referred to as "female" in NCAVP's 2009 hate violence report. *Ibid.*
- <sup>34</sup> G. Gates. (2011). *How many people are lesbian, gay, bisexual, and transgender?* Retrieved from <http://www3.law.ucla.edu/williamsinstitute/pdf/How-many-people-are-LGBT-Final.pdf> on June 14, 2011).
- <sup>35</sup> U.S. Census Bureau. (2010). *Statistical abstract of the United States*. Retrieved from <http://www.census.gov/prod/2005pubs/06statab/pop.pdf> on June 1, 2011.
- <sup>36</sup> U.S. Census Bureau. (2010). Overview of Race and Hispanic Origin: 2010, *2010 Census Briefs*, March 2011. Retrieved from: <http://www.census.gov/prod/cen2010/briefs/c2010br-02.pdf> on June 14, 2011.
- <sup>37</sup> *Ibid.*
- <sup>38</sup> U.S. Census Bureau.(2010). "Hispanic or Latino origin population alone, number - - July 2008." *State rankings – Statistical abstract of the United States*. Retrieved from <http://www.census.gov/compendia/statab/2011/ranks/rank16a.html> on June 6, 2011.
- <sup>39</sup> U.S. Census Bureau. (2010). "Black or African American population alone, number - - July 2008." *State rankings – Statistical abstract of the United States*. Retrieved from <http://www.census.gov/compendia/statab/2011/ranks/rank12.html> on June 7, 2011.
- <sup>40</sup> In February 2010, the federal Health and Human Services' Administration on Aging awarded SAGE the first ever grant for a national resource center for LGBT elders. Retrieved from [http://www.aoa.gov/aoaroot/Press\\_Room/For\\_The\\_Press/pr/archive/2010/February/lgbt.html](http://www.aoa.gov/aoaroot/Press_Room/For_The_Press/pr/archive/2010/February/lgbt.html) on June 15, 2011.
- <sup>41</sup> *Ibid.*
- <sup>42</sup> LGBT Movement Advancement Project and Services and Advocacy for Lesbian, Gay, Bisexual and Transgender Adults (SAGE). (2010). *Improving the lives of LGBT older adults*. Retrieved from [http://www.sageusa.org/uploads/Advancing%20Equality%20for%20LGBT%20Elders%20\[FINAL%20COMPRESSED\].pdf](http://www.sageusa.org/uploads/Advancing%20Equality%20for%20LGBT%20Elders%20[FINAL%20COMPRESSED].pdf) on June 15, 2011.
- <sup>43</sup> *Ibid.*
- <sup>44</sup> Vera Institute (2011). *Forging new collaborations: A guide for rape crisis, domestic violence, and disability organizations*. Retrieved from <http://www.vera.org/content/forging-new-collaborations-guide-rape-crisis-domestic-violence-and-disability-organizations> on June 14, 2011.
- <sup>45</sup> The Kaiser Commission on Medicaid and the Uninsured. (2010). *How do most Americans obtain health insurance?* Retrieved from <http://www.kff.org/uninsured/upload/7451-06.pdf> on May 14, 2011.
- <sup>46</sup> R. Abelson. (2011). "Health insurers making record profits as many postpone care." *The New York Times*. Retrieved from [http://www.nytimes.com/2011/05/14/business/14health.html?src=ISMR\\_HP\\_LO\\_MST\\_FB](http://www.nytimes.com/2011/05/14/business/14health.html?src=ISMR_HP_LO_MST_FB) on June 3, 2011.

<sup>47</sup> Other deterrent behaviors include any other activity that might prevent someone from a positive experience with police, which could include discriminatory or intimidating body language, unreasonably long response times, or other factors.

<sup>48</sup> J. Shepherd & V. Sivarajasingam. (2005). "Injury research explains conflicting violence trends." In *Injury Prevention*, 11: 324-325.

<sup>49</sup> Amnesty International USA. (2005). *Stonewalled: Police Abuse And Misconduct Against Lesbian, Gay And Transgender People In The U.S.*, p. 12-19 (2005). Retrieved from: [http://www.amnestyusa.org/LGBT\\_Human\\_Rights/Stonewalled\\_A\\_Report/page.do?id=106610&n1=3&n2=36&n3=1121](http://www.amnestyusa.org/LGBT_Human_Rights/Stonewalled_A_Report/page.do?id=106610&n1=3&n2=36&n3=1121) on June 13, 2011.

<sup>50</sup> Federal Bureau of Investigation Civil Rights Bureau. (2010). *Hate crimes – Overview*. Retrieved from [http://www.fbi.gov/about-us/investigate/civilrights/hate\\_crimes/overview](http://www.fbi.gov/about-us/investigate/civilrights/hate_crimes/overview) on June 18, 2011

<sup>51</sup> In 2009 0.2% of offenders were "self-identified," a category that was not represented in this year's report.

<sup>52</sup> Bureau of Justice Statistics. (2010). *National crime victimization survey, 2009*. Retrieved from <http://bjs.ojp.usdoj.gov/index.cfm?ty=tp&tid=942> on June 15, 2011.

<sup>53</sup> *Ibid.*

<sup>54</sup> Bureau of Justice Statistics. (2010). *National crime victimization survey, 2009*. Retrieved from <http://bjs.ojp.usdoj.gov/index.cfm?ty=tp&tid=942> on June 15, 2011.

<sup>55</sup> D. A. Saucier, J. M. Hockett, D.C. Zanotti & S. Heffel. (2010). "Effects of racism on perceptions and punishment of intra- and interracial crimes." *Journal of Interpersonal Violence*, 25(10): 1767-1784; K. Franklin. (2002). "Good intentions: The enforcement of hate crime penalty-enhancement statutes." *American Behavioral Scientist*, 46(1): 154-172.

## RECOMMENDATIONS

This report illustrates the experiences of thousands of LGBTQH survivors and victims who relied upon LGBTQH anti-violence programs to respond to hate violence in 2010. The findings demonstrate LGBTQH communities' pervasive experiences of hate violence. NCAVP recommends three key strategies to reduce anti-LGBTQH violence: responding to the needs of survivors, implementing prevention efforts, and expanding research and data collection about the nature and impact of this violence.

### RESPOND:

#### **RESPONSE RECOMMENDATION 1: Public and private funders should create new funding streams and target existing funds to increase access to LGBTQH specific services for LGBTQH survivors and victims.**

Persistent anti-LGBTQH discrimination limits LGBTQH survivors' access to appropriate support from law enforcement, first responders, health care providers, and direct service providers. This report indicates high proportions of LGBTQH individuals do not report to the police and do not receive needed medical attention. Transgender people, people of color, and other LGBTQH individuals who experienced multiple forms of bias faced additional barriers to accessing needed support. LGBTQH specific programs often lack the resources to fully support the demand for LGBTQH specific services. Government based anti-violence funders and private foundations should create grants specifically tailored for organizations serving LGBTQH survivors of violence. Government agencies that provide LGBTQH specific grants as well as private LGBTQH funders should also create targeted grants for anti-violence work. Where these grants already exist, these funders should increase grant awards to allow LGBTQH organizations to expand access to LGBTQH specific health care, LGBTQH appropriate emergency services, and LGBTQH specific direct services. The federal government should prioritize LGBTQH communities by ensuring that its funding streams, specifically, those of the Office for Victims of Crime (OVC) and the Office on Violence against Women (OVW) grants programs, designate LGBTQH communities as "underserved populations." This designation would increase targeted funding for LGBTQH-specific anti-violence programs.

#### **RESPONSE RECOMMENDATION 2: Federal, state, and local governments should reduce barriers for LGBTQH survivors by increasing first responders' and mainstream direct service providers' knowledge on serving LGBTQH survivors of violence. Federal, state, and local governments should also prohibit first responders and mainstream direct service providers from discriminating against LGBTQH survivors.**

NCAVP's findings indicate serious barriers for LGBTQH survivors of violence when attempting to access mainstream services. Mainstream service providers may not understand basic LGBTQH terminology or experiences, may lack training in appropriate counseling techniques, or are unable to ensure that appropriate medical or law enforcement services are provided for LGBTQH survivors. Federal, state, and local



governments should increase the competency of their grantees to serve LGBTQH people. Grantees should receive incentives for attending trainings on creating LGBTQH inclusive programs and for reducing barriers for LGBTQH survivors of violence. These trainings should include appropriate terminology for LGBTQH communities, specific needs for LGBTQH survivors, common barriers that LGBTQH survivors face when accessing services, and address strategies to address these barriers. Grantees should also receive incentives to revise their policies in order to increase the amount of LGBTQH survivors that they serve. Federal, state, and local governments should also fund health care institutions to work with LGBTQH health and anti-violence organizations to ensure that health care providers can meet the needs of LGBTQH survivors of violence. In particular, paramedics, emergency department staff, and sexual assault examiners should receive specialized trainings on the needs of LGBTQH survivors and victims. Programs such as the OVW-funded National LGBTQ Technical Assistance Center currently run by NCAVP and the OVC-funded LGBTQ-specific anti-violence training for OVC grantees are models for other federal and government agencies geared towards increasing LGBTQH competency among mainstream direct service providers.

Public and private funders should also prohibit grantees from discriminating against LGBTQH survivors seeking services. LGBTQH people frequently face denial or restriction of services, because of their sexual orientation, gender identity, gender expression, or other identities. All programs for survivors and victims should provide equal access to services. If these programs discriminate against LGBTQH people, they should not be eligible for public funds.

### **RESPONSE RECOMMENDATION 3: Federal, state, and local governments should create laws and policies to reduce barriers to accessing law enforcement for LGBTQH survivors of violence.**

NCAVP's findings indicate that large proportions of LGBTQH survivors of violence do not report their incidents of violence to the police. They also demonstrated that when LGBTQH survivors report to law enforcement they are likely to experience indifferent, abusive, and deterrent police attitudes. Anti-LGBTQH attitudes continue to exist within some police departments in the U.S. and may impact officers' ability to have positive interactions with LGBTQH community members. Additionally some police departments have biphobic, homophobic, and transphobic policing policies which encourage profiling of LGBTQH individuals and contain inappropriate guidelines for searching LGBTQH individuals or housing LGBTQH individuals once they are detained. To shift these conditions, police officers need to increase their knowledge on LGBTQH communities, particularly LGBTQH communities of color and transgender communities. Federal, state, and local governments should create legislation to require and fund these trainings. These laws should require that LGBTQH specific anti-violence organizations provide these trainings to ensure that police officers receive the most current information on anti-LGBTQH hate violence. Policymakers should ensure that these trainings are evaluated regularly to determine their impact on police attitude, law enforcement knowledge of LGBTQH issues, and reducing anti-LGBTQH hate motivated police violence for a wide range of survivors and victims. Federal, state, and local governments should require and fund police departments to create LGBTQH police liaisons, LGBTQH advisory committees, and other programs to improve reduce barriers to law enforcement

and LGBTQH communities. Federal, state, and local policymakers should also eliminate discriminatory legal defenses, such as “gay panic” and “transgender panic” defenses, in which an offender justifies hate violence because they became violent when they learned of an LGBTQH person’s sexual orientation or gender identity. These actions are still motivated by anti-LGBTQH bias and reinforce a culture that justifies violence against LGBTQH individuals.

NCAVP’s findings also indicate the disproportionate impact of police violence on transgender people of color. Transgender people of color were also less likely to report to the police than overall LGBTQH survivors. Federal, state, and local governments should create laws and policies to prevent violence against LGBTQH people by police officers, a strong deterrent to reporting incidents to law enforcement for all LGBTQH survivors of violence. Police officers should also face disciplinary consequences as well as criminal proceedings, where applicable, for police violence.

#### **RESPONSE RECOMMENDATION 4: Anti-violence organizations, policymakers, and funders should create, collaborate on, and fund strategies to assist LGBTQH survivors separate from the criminal legal system.**

As previously discussed, many LGBTQH survivors of violence do not report incidents of violence to the police. This can be due to prior negative experiences with law enforcement, having a criminal record, having regular engagement with illegal activities, being undocumented, or having other immigration concerns. A small but growing number of organizations are developing skills and best practices on anti-violence work separate from the criminal legal system. These strategies are variably called transformative justice or community accountability. Many of the organizations that practice them focus on issues like hate violence, intimate partner violence, and childhood sexual abuse. LGBTQH anti-violence programs and mainstream service providers should collaborate with community based anti-violence groups to receive training and technical assistance on these models for anti-violence programming and support. Some promising strategies aim to strengthen local community ties between neighbors, local businesses, and community organizations. These strategies involve training participants in how to identify, de-escalate anti-LGBTQH violence, and support survivors without relying upon law enforcement.<sup>1</sup> Many organizations working on community accountability have limited resources and face fundraising challenges. In order to expand the range of options for LGBTQH survivors and victims, government funders and private foundations should create specific grants and target existing grants to increase resources to groups creating anti-violence initiatives separate from the criminal legal system.

**PREVENT:****PREVENTION RECOMMENDATION 1: Community based organizations should create programs and campaigns to prevent anti-LGBTQH harassment and violence.**

Community based organizations such as community centers, direct service organizations, religious institutions, political organizations, and civic organizations can play leadership roles in changing anti-LGBTQH attitudes in order to create a culture of respect for LGBTQH communities. Community based organizations should create public education programs and cultural events that increase public awareness of the impact of anti-LGBTQH bias on anti-LGBTQH hate violence. Organizations can also create community organizing campaigns to confront biphobic, homophobic, and transphobic institutions, to change anti-LGBTQH policies, to denounce anti-LGBTQH rhetoric, or to challenge anti-LGBTQH programs.

Mainstream anti-violence organizations should also collaborate with LGBTQH organizations to ensure that their initiatives are LGBTQH inclusive. Mainstream organizations can benefit from LGBTQH anti-violence organizations expertise on LGBTQH violence prevention. These collaborations can allow both organizations to share violence prevention strategies and create future collective programs. These partnerships can maximize opportunities for funding and growth, increase the reach of anti-violence initiatives, create strategic alliances with diverse groups of policymakers and public figures, and increase resources for more successful campaigns and programs.

**PREVENTION RECOMMENDATION 2: LGBTQH anti-violence organizations, mainstream anti-violence organizations, and public and private funders should support and prioritize the leadership of transgender people, people of color, and transgender people of color to better serve the communities most impacted by severe hate violence and murder.**

The 2010 report demonstrates the disparate impact of hate violence on transgender people and LGBTQH communities of color. Preventing violence against these communities involves examining the intersections of hate violence, poverty, unemployment, immigration status, anti-LGBTQH bias, and their combined impact on transgender and LGBTQH people of color survivors. All anti-violence organizations should prioritize and support the leadership of transgender people and LGBTQH communities of color in order to prevent violence against these disproportionately impacted communities. Strategies to prioritize and support leadership can involve collaborating with anti-violence organizations working specifically with transgender people and LGBTQH people of color, creating advisory committees or task forces to review organizational programming and policies, ensuring that staff, boards, and other decision-making bodies represent and are accountable to transgender people and LGBTQH people of color communities, and creating leadership development and training programs within transgender and LGBTQH people of color communities.

Organizations that work specifically with transgender people and people of color can also offer LGBTQH and mainstream anti-violence programs specific insights on violence prevention and survivor support strategies that address multiple forms of bias. These organizations can assist mainstream and LGBTQH anti-violence programs to address specific issues within these communities such as preventing murder against transgender women or preventing anti-LGBTQH hate violence in low-income communities of color. Additionally, this report highlighted connections between sex work and anti-transgender murder. Community organizations should also ensure hate violence prevention strategies address the needs of LGBTQH sex workers.

### **PREVENTION RECOMMENDATION 3: Schools and universities should create LGBTQH anti-violence initiatives and LGBTQH-inclusive curricula to reduce hate violence and harassment.**

Schools and universities serve a critical role in shifting anti-LGBTQH attitudes which encourage hate violence. The 2010 report highlights that the largest proportion of offenders were between the age of 19 – 29, showing that schools and universities can play a critical role in preventing anti-LGBTQH hate violence. LGBTQH anti-violence programs should work with educational institutions to create curricula that increase LGBTQH acceptance, create initiatives and events designed to decrease anti-LGBTQH violence, assist educators in creating inclusive classrooms, and support school administrators in creating policies against anti-LGBTQH violence. These partnerships can teach students to support all people's rights to safety regardless of sexual orientation or gender identity, and can also give students information on critical resources around anti-LGBTQH violence. Organizations such as the Gay, Lesbian and Straight Education Network (GLSEN) have established best practices in reducing anti-LGBTQH violence with schools through creating Gay Straight Alliances, anti-bullying campaigns, and national networks of educators and students dedicated to reducing anti-LGBTQH violence in schools. LGBTQH anti-violence organizations should research these models in order to create effective programs.

### **PREVENTION RECOMMENDATION 4: Policymakers and public figures should promote safety for LGBTQH people through denouncing anti-LGBTQH statements, laws, and programs, and by creating and supporting laws and policies that increase safety for LGBTQH people such as the Employment Non-Discrimination Act (ENDA), Prison Rape Elimination Act (PREA), and alternative sentencing practices and policies for hate violence offenders.**

Policymakers and public figures play key roles in shaping and influencing public opinion. Through saying respectful and affirming statements about LGBTQH communities in their speaking engagements and interviews, they can increase respect and safety for LGBTQH communities. Consequently, when public figures and policymakers create anti-LGBTQH initiatives and/or use hate speech, they inspire and encourage violence among their constituents. Through supporting ENDA, PREA, and the following laws, policies, and practices these individuals can also inspire respectful attitudes among their constituents.

*The Employment Non-Discrimination Act (ENDA)* would prohibit discrimination on the basis of gender identity or sexual orientation. NCAVP data highlights that a significant proportion of hate violence occurs in workplaces, but many LGBTQH people do not report it for fear of losing their jobs or other negative consequences. Workplace discrimination on the basis of sexual orientation and gender identity is legal in most states. The federal government must ensure that it adopts and implements an ENDA that is fully inclusive of sexual orientation, gender identity, and gender expression to ensure transgender individuals access to safe workplaces.

*The Prison Rape Elimination Act (PREA) standards*, passed in 2010 and up for revision in 2011, would provide substantial protections for LGBTQH people in prisons, where hate violence frequently takes the form of sexual violence. These standards send a strong message that every person, regardless of whether they are incarcerated, has the right to be free from violence. When sexual violence occurs, facilities should support survivors in choosing the safest options for them and should prohibit administrative segregation if it is against the survivor's will.

*Alternative sentencing programs* including individual and group counseling, community service with LGBTQH organizations, and LGBTQH anti-violence education programs, could promote meaningful behavioral change for offenders. Traditional sentences for hate violence offenders, namely incarceration, show very high rates of recidivism, particularly for violent crimes.<sup>2</sup> LGBTQH people in prison often face hate violence from other incarcerated people<sup>3</sup> as well. Alternative sentences that reduce anti-LGBTQH bias among hate violence offenders would mitigate this ongoing risk for LGBTQH incarcerated people. These programs show promise for reducing future offenses and improving survivor's sense of justice and healing.<sup>4</sup>

## RESEARCH

**RESEARCH RECOMMENDATION 1: The federal government, particularly the Bureau of Justice Statistics and the National Institute of Justice, should collect and analyze data on LGBTQH hate violence survivors and victims whenever demographic information is requested.**

The Bureau of Justice Statistics collects limited information on LGBTQH victims and survivors because many local and state law enforcement agencies do not collect information about gender identity or sexual orientation. The National Institute on Justice works to improve knowledge about crime and victimization, but does not include LGBTQH-specific research. The federal government is the primary body responsible for the collection and dissemination of data on violence in the U.S. This report demonstrates that LGBTQH individuals' experience of hate violence varies based upon their individual identities. Therefore, the Bureau of Justice Statistics should work with other Department of Justice agencies, as well as experts on LGBTQH violence issues, to create and implement uniform data collection and reporting protocols on gender identity and sexual orientation. The implementation of these protocols should include in-depth training and technical assistance to all law enforcement agencies to ensure that intake forms, intake processes, data compilation processes, and data submission processes assist in collecting accurate and relevant information on LGBTQH

survivors and victims. The Bureau of Justice Statistics should also ensure that government researchers analyze the data in consultation with experts in the field and that the results are publicized. The National Institute on Justice should prioritize research that focuses on the impact of crime on sexual orientation, gender identity, and LGBTQH communities as a whole.

**RESEARCH RECOMMENDATION 2: Private and public funders should increase funding to expand research and data collection on anti-LGBTQH hate violence, access to services, and violence prevention initiatives.**

The findings of this report reveal widespread and severe violence against LGBTQH communities. The data also highlights important opportunities for further research into the nature of anti-LGBTQH hate violence. Government funders and private foundations should fund research institutions, LGBTQH researchers, and LGBTQH organizations to design and implement studies on the varied impact of LGBTQH hate violence, on best practices for hate violence prevention, and on best practices in supporting LGBTQH survivors. Particular research areas should include: investigating which communities are at elevated risk for murder and severe violence and examining effective programs for increasing LGBTQH competency from mainstream agencies such as mainstream direct service organizations, law enforcement, and health care institutions. This research would provide a wealth of information that could dramatically improve medical and law enforcement response for LGBTQH hate violence survivors. Funders can also increase dedicated resources on LGBTQH sexual violence research both within the context of hate violence and intimate partner violence, and independently from either. Additionally, researchers could explore strategies to respond to hate violence without engaging the criminal and legal systems, which could yield concrete, replicable models within an emerging field of practice.

**RESEARCH RECOMMENDATION 3: Schools, universities, police departments, community organizations, and federal, state, and local governments should collect data on anti-LGBTQH hate violence.**

Federal, state, and local governments should include questions on gender identity and sexual orientation information wherever demographic information is requested to increase data on LGBTQH survivors of violence. Policymakers should require that government agencies to provide survey respondents with the opportunity to disclose gender identity and sexual orientation information wherever demographic information is requested. The U.S. Census, the American Community Survey, the National Crime Victimization Survey and the Behavioral Risk Factor Surveillance System represent broadly administered national surveys without detailed information on gender identity or sexual orientation. These are lost opportunities to better understand the LGBTQH population in the United States, including a more accurate picture of their experiences of violence and discrimination.

## NOTES

<sup>1</sup> Programs currently developing these strategies include the Safe OUTside the System (S.O.S) Collective at the Audre Lorde Project in Brooklyn, New York and Community United Against Violence (CUAV) in San Francisco, California.

<sup>2</sup> The Pew Center on the States. (2011). *State of recidivism: The revolving door of America's prisons*. Retrieved from <http://www.scribd.com/doc/52919072/Pew-Center-Report-on-Prison-Recidivism>.

<sup>3</sup> Just Detention International. (2009).

<sup>4</sup> J. M. Byrne. (2009). *A review of the evidence on the effectiveness of alternative sanctions and an assessment of the likely impact of federal sentencing guideline reform on public safety*. United States Sentencing Commission: Written testimony. Retrieved from [http://www.ussc.gov/Legislative\\_and\\_Public\\_Affairs/Public\\_Hearings\\_and\\_Meetings/20090709-10/Byrne\\_testimony.pdf](http://www.ussc.gov/Legislative_and_Public_Affairs/Public_Hearings_and_Meetings/20090709-10/Byrne_testimony.pdf) on June 16, 2011.

## CONCLUSION

The findings in this report highlight that in a year with unprecedented visibility for LGBTQH communities, anti-LGBTQH violence persists and is increasingly more severe. Anti-LGBTQH murder is at the second highest level in a decade demonstrating that the homophobic, biphobic, and transphobic culture continues within the U.S. For the first time NCAVP analyzed the individual experiences of LGBTQH survivors and victims of violence to understand the impact of multiple forms of bias on violence. This person-level data highlighted that people of color and transgender people experienced the highest rates of hate violence with the least access to support services, an untenable and life-threatening combination. The 2010 report illustrates what NCAVP member programs have long known, that communities facing long histories of discrimination and violence experienced increased rates of violence. This report serves as a wake-up call to LGBTQH anti-violence organizations, mainstream service providers, policymakers, and law enforcement that to end violence against LGBTQH communities, we must prioritize the needs of transgender and people of color survivors.

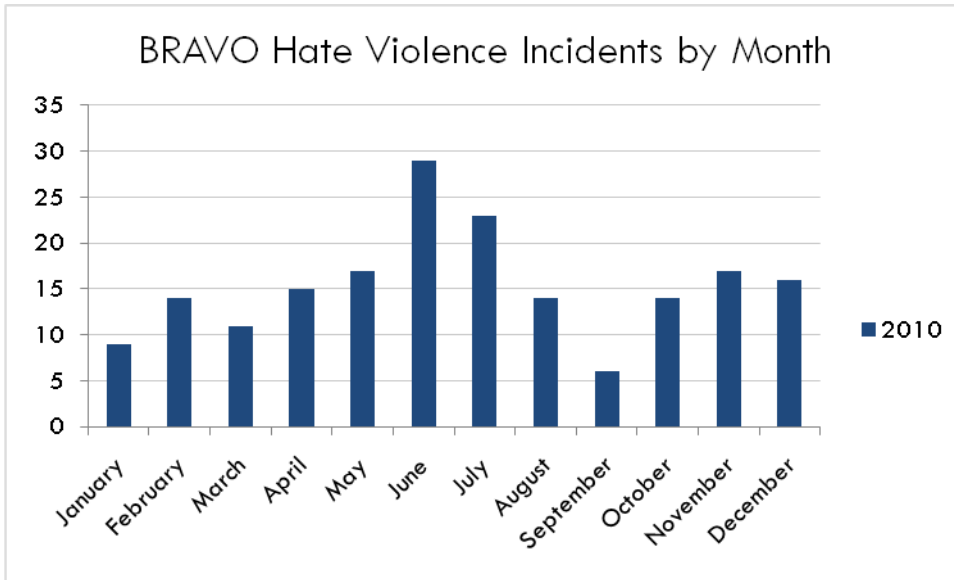
An anti-LGBTQH culture creates and fuels anti-LGBTQH hate violence. While anti-LGBTQH violence and discrimination continues, LGBTQH communities remain resilient by creating strategies for personal and collective safety. The recommendations in this report present critical opportunities for policymakers, service providers, community groups, funders, and individuals to support LGBTQH communities in this endeavor. NCAVP calls on these individuals and groups to adopt its recommendations to support LGBTQH anti-violence programs and initiatives, to ensure culturally competent support for LGBTQH survivors and victims, to prohibit discriminatory laws and policies, to increase anti-violence prevention initiatives, and to support further research on the extent and impact of anti-LGBTQH hate violence.



## LOCAL ANTI-LGBTQH HATE VIOLENCE DATA

### BUCKEYE REGION ANTI-VIOLENCE ORGANIZATION (BRAVO)

Columbus, Ohio



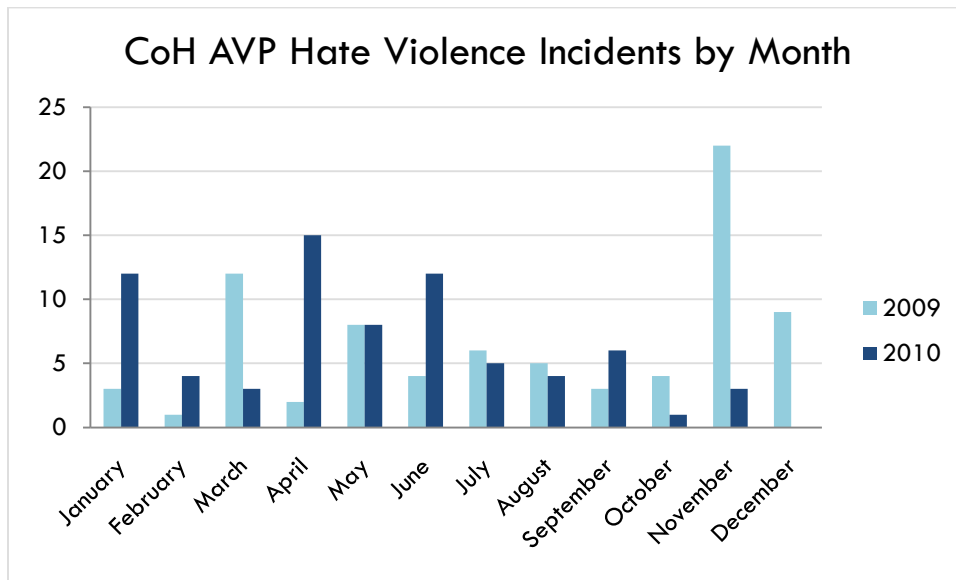
*No monthly incident data was available for 2009.*

The Buckeye Region Anti-Violence Organization (BRAVO) works to eliminate violence perpetrated on the basis of sexual orientation and/or gender identification, domestic violence, and sexual assault through prevention, education, advocacy, violence documentation, and survivor services, both within and on behalf of the lesbian, gay, bisexual, and transgender (LGBT) communities.

Ohio is once again ranked among the top states in the nation in the number of hate violence incidents committed against LGBT people, with 340 such incidents reported in 2010. This represents the first statistically significant increase of incidents since 1995. The number of reported incidents rose 83% from 185 in 2009. These statistics are a result of data collection of BRAVO, which continues to increase its capacity to work statewide, and a partnership with the City of Columbus Human Relations Commission that began in 2010. The most significant factor that led to the increase in reported incidents is BRAVO's expanded capacity and statewide work throughout Ohio, which began in 2008. With this expanded capacity, BRAVO was able to track and record data throughout the state, which increased the number reports of anti-LGBT hate violence incidents to BRAVO.

BRAVO, which has been a member of NCAVP since the coalition's inception, has long documented the pervasiveness of anti-LGBT violence and the statistics demonstrate that these incidents are neither isolated nor uncommon. The longevity and organizational stability of BRAVO create a community environment that encourages reporting and gives a good overview of the range and scope of LGBT hate violence in Ohio. Offences in 2010 in the BRAVO service area ranged from harassment and menacing to assault with a weapon,

robbery, arson, abduction, sexual assault, and drug facilitated assault. The 2010 data indicates a continuation in the trend of an increase in the severity of violence over the past few years, throughout BRAVO's service area. That trend continued in 2010, reflecting a steady upward swing in the use of weapons, particularly thrown objects like bottles, rocks and bricks. In 2010, the most common incident types reported to BRAVO in 2010 were: Verbal Harassment (13.8%), Assault: No Weapon (12.6%), and Vandalism (12.1%). The primary motives for the incidents remained consistent with past years: Anti-LGB (72.2%), HIV Related (10.2%), and Anti-Transgender (9.7%). No monthly incident data was available for 2009.

**CENTER ON HALSTED ANTI-VIOLENCE PROJECT (COH AVP)***Chicago, Illinois*

In a safe and nurturing environment, Center on Halsted Anti-Violence Project serves as a catalyst for the lesbian, gay, bisexual and transgender (LGBT) community to link, provide community resources, and enrich life experiences. The Center on Halsted Anti-Violence Project responds to hate, domestic, sexual, police, and HIV-related violence across all of Illinois and our region, providing direct support and services to survivors and witnesses, including crisis support, counseling, advocacy, safety planning, court accompaniment, and information and referrals. Our Training & Violence Prevention programs decrease the impact of bias in the lives of LGBT people, reducing both risk for harm and re-victimization by emergency responders and service providers. Our 24-hour Crisis Line is generally the initial point of contact for survivors and witnesses of violence, providing crisis support and safety planning, as well as information and referrals. About 42% of those who connect with CoH AVP for support remain engaged for at least one month or longer, engaging in counseling services or court accompaniment for criminal legal proceedings.

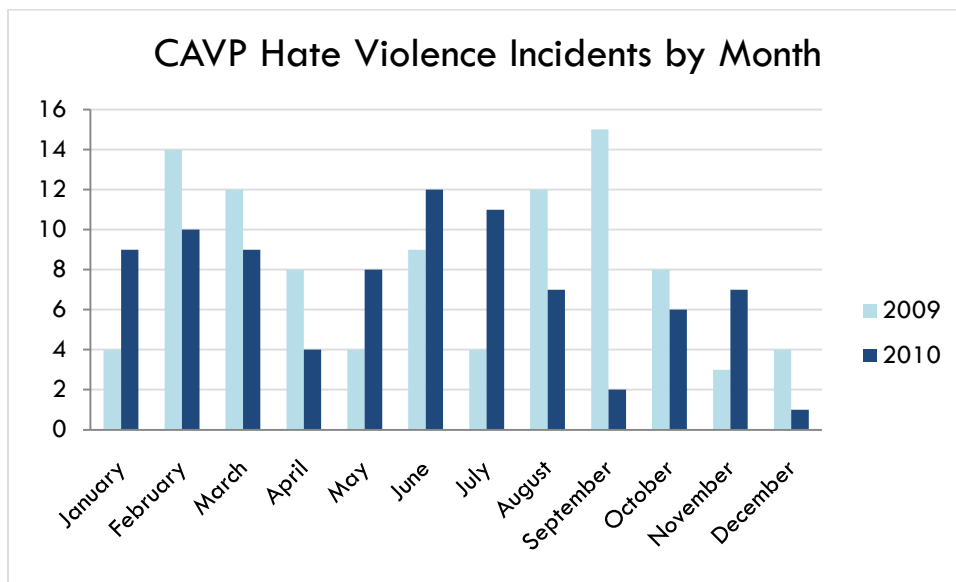
Unfortunately, in 2010, CoH AVP saw a 12% increase in the number of reports of incidents of hate violence (73 in 2010 compared to 65 reported incidents in 2009). This may be connected to relatively higher capacity for outreach, services and data collection in 2008 and 2010 as compared to 2009. CoH AVP reported two murders in 2010, which occurred in the summer. Both murder victims were transwomen and, in separate incidents, their bodies were found in areas of Chicago known for high activity in street-based sex trading.

CoH AVP provides support to survivors and witnesses throughout our region, including all of Illinois and neighboring states without LGBT-specific anti-violence programs, such as Indiana and Iowa. We are able to provide the most comprehensive services to survivors and witnesses in the metropolitan Chicago area. The primary motivation of bias violence reported to CoH AVP in 2010 was anti-LGBQ (44.4%), followed by anti-transgender (9.7%). The most commonly reported incident types were verbal harassment (31.5%), intimidation (29.0%), and assault: no weapon (21.0%).

In 2010, Center on Halsted responded to an incredibly violent murder and attempted murder in Indiana, a state which had no LGBT-specific hate crime protections, by providing support to family and community members. Center on Halsted also responded to two public violent incidents in the Chicago area that were classified as hate crimes with support from our advocates. During 2010, Center on Halsted also served as a resource to a number of LGBT individuals seeking safety from family members and others in their countries of origin, including one young person who was born in the U.S. but kidnapped by family, beaten, and held against his will in a South American country.

## COLORADO ANTI-VIOLENCE PROGRAM (CAVP)

Denver, Colorado

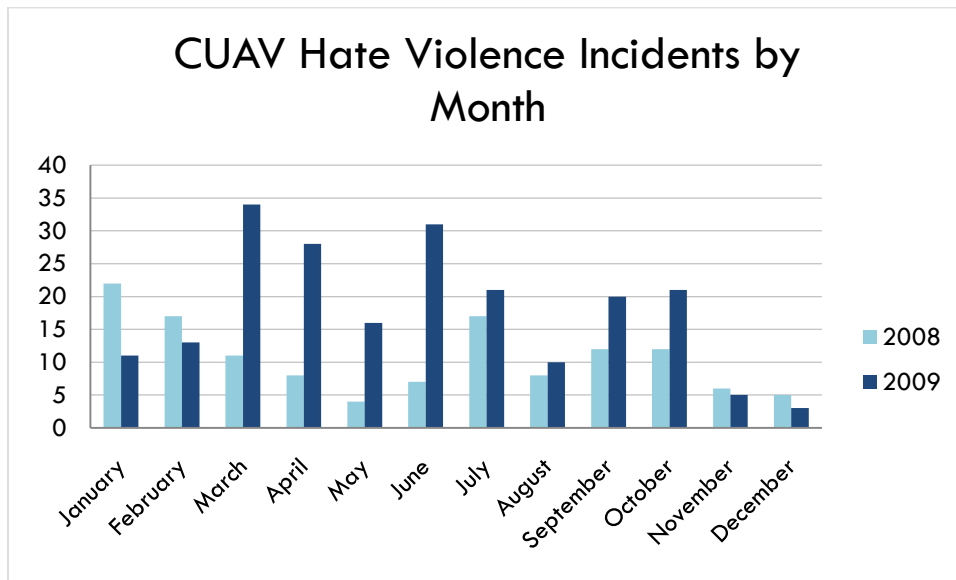


Since 1986, the Colorado Anti-Violence Program (CAVP) has been dedicated to eliminating violence within and against the lesbian, gay, bisexual, transgender and queer (LGBTQ) communities in Colorado, and providing the highest quality services to survivors. CAVP provides direct services including a 24-hour hotline for crisis intervention, information and referrals. CAVP also provides technical assistance, training and education and advocacy with other agencies including, but not limited to, service providers, homeless shelters, community organizations, law enforcement and other community members.

Overall, the numbers of survivors calling CAVP's hotline for information or advocacy in 2010 decreased by 7.6% compared to 2009 (110 to 87). This may be due to a genuine drop in the incidents around the state, although it is more likely due to transitions in advocacy staff within CAVP and the elimination of the part-time CAVP advocate position in Colorado Springs.

There was a 129% increase in the number of reported attacks and incidents of bias-motivated violence against the transgender community in 2010, as compared to the previous year. CAVP served 6 transgender male survivors in 2010 as compared to 5 in 2009. The number of attacks reported against transgender women went up from 12 in 2009 to 17 in 2010. It is not clear if these numbers indicate a rise in actual attacks, or if there was more reporting from survivors of these incidents potentially due to an increase in CAVP's outreach to and visibility within transgender communities. CAVP played a prominent role in the case of Angie Zapata, a young transgender woman murdered in 2008 in Greeley which garnered a lot of media attention possibly increasing CAVP's visibility in transgender communities. It may also be possible that the Zapata murder increased the visibility of transgender people in Colorado, leading to an increase in violence against transgender people in general. CAVP saw increased public awareness of the distinction between 'homophobia' and 'transphobia' due to the media dialogue and education efforts by LGBTQIA organizations in Colorado during the Zapata trial.

Reports of police brutality increased 25% in 2010, from 8 cases in 2009 to 10 cases in 2010. In 2010, Denver witnessed a number of excessive police force cases which received widespread media attention, making them particularly high profile. There were at least three major media stories of police brutality, all targeting men of color, during this time. In one of these incidents, two police officers brutally beat up two gay men of color in Denver. The incident was captured on a nearby video surveillance camera and the footage was instrumental in establishing the culpability of the offending officers. The footage was later used as evidence of an attempted cover up resulting in the dismissal of the officers. Additionally, CAVP handled three more cases of police misconduct, violence, and inaction that did not receive media attention, offering survivor support, advocacy and court accompaniment to survivors. To address the systemic nature of anti-LGBTQ police violence, CAVP collaborated with other organizations to hold a press conference on police violence against LGBTQ people of color in August of 2010.

**COMMUNITY UNITED AGAINST VIOLENCE (CUAV)***San Francisco, California*

Founded in 1979, Communities United Against Violence (CUAV) works to build the power of lesbian, gay, bisexual, transgender, queer, and questioning (LGBTQQ) communities to transform violence and oppression. We support the healing and leadership of those impacted by abuse and mobilize our broader communities to replace cycles of trauma with cycles of safety and liberation. As part of the larger social justice movement, CUAV works to create truly safe communities where everyone can thrive.

In 2010, overall reports of anti-LGBTQQ violence rose by 65% from 129 in 2009 to 213 in 2010. This increase was likely due to increased staff and volunteer capacity to do outreach and respond to reports, as well as improved data accuracy. Two notable trends of 2010 were the increase in reports of violence occurring at the workplace and in a police vehicle, jail, or precinct. Survivor reports of experiencing violence in the workplace increased by 900% in 2010, from 1 incident reported in 2009 to 10 incidents in 2010. Stories of wrongful firings and dismissals may be indicative of the impact of the economic climate on some LGBTQ communities and individuals. Reports of violence occurring in a police vehicle, jail, or precinct increased 350% from 2 incidents reported in 2009 to 9 incidents reported in 2010, while reports of police or law enforcement officers as offenders rose from involving 7 officers in 2009 to 20 officers in 2010, an increase of 186%.

In 2010, CUAV primarily served gay, lesbian, and transgender women survivors of violence. Of the people who disclosed their race/ethnicity, the majority of survivors were people of color (80%), predominantly Latina/o and Black/African American. The highest forms of hate violence reported were intimidation (23%), assault without a weapon (16%), discrimination (13%), and assault with a weapon (11%). These acts of violence were predominantly motivated by anti-LGBQ bias (52%) and anti-transgender bias (25%), though many cases involved more than one form of bias motivation. Reports of racist/ethnic bias motive accounted for 13% of total reported incidents. Of the reported relationships between survivors and offenders, the

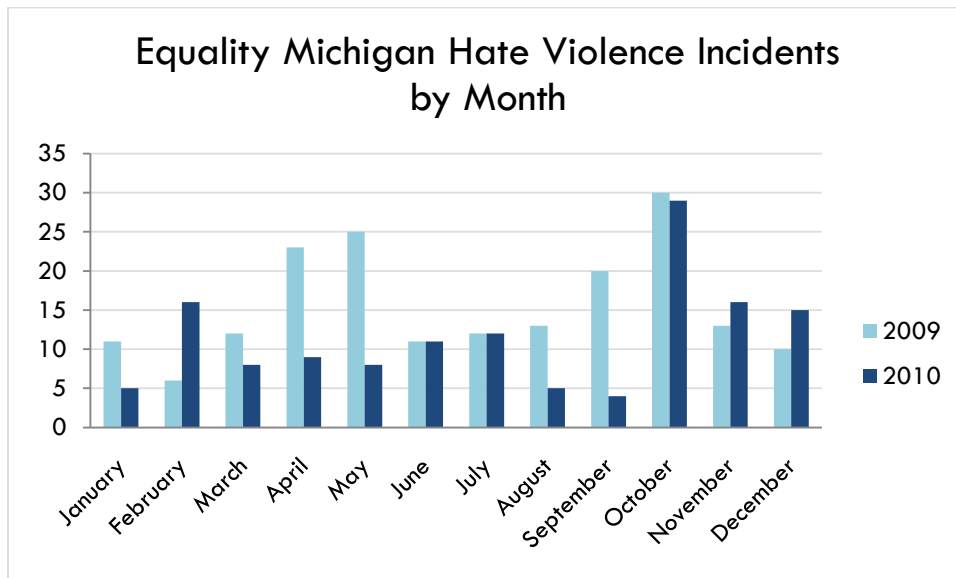
majority of the incidents involved strangers (19%), landlord/tenants/neighbors (15%), and law enforcement officers (9%).

The services CUAU provided to each individual survivor ranged based on need, survivors' desired outcomes, and organizational capacity. For the majority of survivors, CUAU provides peer support and advocacy over the phone and/or in-person at our San Francisco office. People are able to drop in once a week or schedule intakes and appointments in advance. For LGBTQ survivors who are currently incarcerated, CUAU staff, members, and volunteers respond to letters and correspondence, providing emotional support, readings, and legal referrals. In addition to providing one-on-one peer support, CUAU provides police and systems advocacy, emergency assistance vouchers for transportation and food, and resource referrals. All services are confidential, free, and available bilingually in English and/or Spanish.

In an effort to interrupt the cycles of violence LGBTQ community members face, CUAU encourages and supports all survivors and participants to become members of the organization. Through becoming a member of the organization, participants are connected to a larger network of LGBTQ community and gather together once a month to get involved with the organization, learn new skills for supporting each other when experiencing violence, and expand their political education. In membership meetings, members focus on topics such as practicing boundaries, learning about the prison industrial complex, understanding how different forms of oppression intersect in our lives, studying different types of community responses to violence, and learning principles of community organizing. Membership meetings also provide an opportunity for survivors and former participants to increase their leadership in the community and decrease the long-term impacts of hate violence on their lives.

Participants and former participants are also encouraged to participate in our every-other-month Safety Lab series, where community members gather together to focus on a particular aspect of responding to violence, whether it is through practicing scenarios dealing with self-accountability, communicating our boundaries, or navigating party safety. The Safety Lab helps people increase self-awareness of their dominant responses to violence and challenging situations, while also creating space to practice something new.



**EQUALITY MICHIGAN***Detroit, Michigan*

Equality Michigan works to achieve full equality for all people in the state of Michigan, regardless of sexual orientation, gender identity, or gender expression. The Department of Victim Services at Equality Michigan strives to secure freedom from violence, intimidation, discrimination and harassment for lesbian, gay, bisexual, transgender (LGBT) and HIV-positive (HIV+) people. The Department of Victim Services provides free and confidential intervention, information, personal support and advocacy, criminal justice advocacy and referrals for attorneys, shelters, counseling, and other agencies to LGBT and HIV+ victims of violence, vandalism, intimidation, and harassment, as well as to LGBT and HIV+ victims of Intimate Partner Violence.

Equality Michigan was formed in early 2010 from the merger of Michigan's two leading LGBT organizations: the Triangle Foundation and Michigan Equality. The leaders of the two organizations determined that unity was essential in order to effectively counter the heavily anti-equality political landscape in our state. Equality Michigan continues the victim advocacy work of the Triangle Foundation through its Department of Victim Services, and the organization is headquartered in Detroit in the former Triangle Foundation building. Despite the name change and change in hotline number, Equality Michigan saw a 25.8% decrease in the number of reports of incidents from 186 in 2009 to 138 in 2010, with the most commonly reported incidents being discrimination, intimidation, and verbal harassment.

Equality Michigan's clients faced violent crimes, including one murder and 16 cases of assault, in 2010. 2009 was also very violent, with 3 suspected hate murders, and 20 assaults. Equality Michigan has used the Matthew Shepard- James Byrd Hate Crimes law to advocate for police investigation and criminal prosecution of anti-LGBT hate crimes in 2010, although none of these cases have resulted in federal prosecution at the time of this report.

Slightly more than half of the individuals served by Equality Michigan identify as male, 1.1% identify as transgender F-M, 7.9% identify as transgender M-F, and 28.9% identify as women. The majority of reports of

violence came from gay men (42.1%) and lesbians (20.0%), followed by people who identified as self-identified/other (5.3%), bisexual (2.6%) and questioning (2.6%). Equality Michigan also received reports of violence, intimidation, harassment, and discrimination from heterosexual individuals (11.6% of clients) who were either perceived to be lesbian, gay, bisexual and/or transgender or HIV+. Of Equality Michigan's total clients, 25.3% identified as Black/African American, 3.2% identified as Latina/o, 2.1% identified as multiracial, 0.5% as South Asian, 0.5% as Asian Pacific Islander, and 58.9% as White. This data shows an overrepresentation of Black/African-American reporters (who comprise 13.9% of Michigan's population), and slight underrepresentation of those identified as Asian, South Asian, and Hispanic/Latino, which likely demonstrates a need for greater outreach to LGBT individuals in these communities rather than a lower rate of victimization.

Harassment and intimidation constituted the largest proportion of incidents in 2010. 34.8% of bias crime motivation was anti-LGB, 2.5% anti-transgender, and 3% anti-HIV. 55.8% of all reports were discrimination (housing, employment or in public accommodations) and 36% were harassment, followed by intimidation (29%).

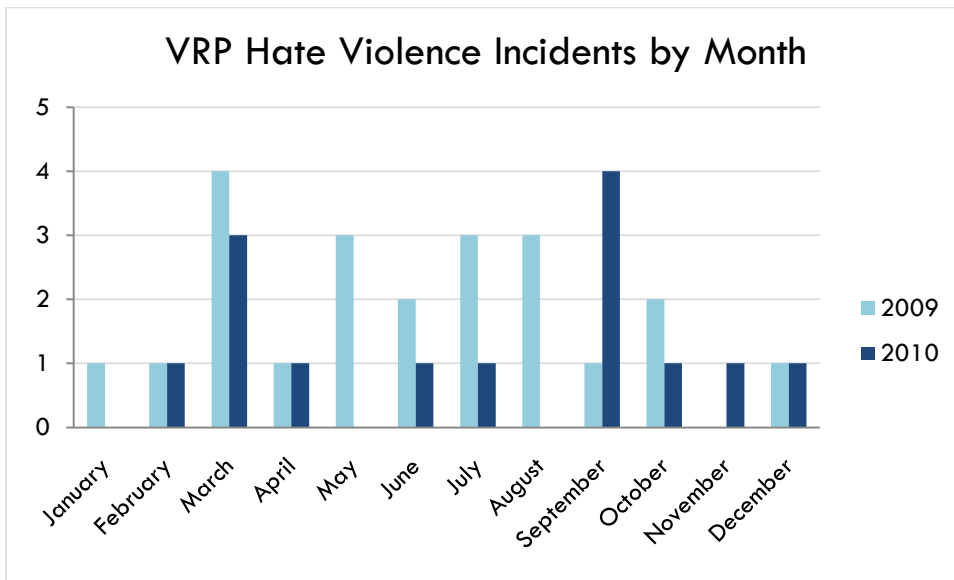
Most reports of harassment, intimidation, and discrimination reported were related to employment, housing, and in public accommodation, at a time where Michigan residents face difficulty in meeting basic needs. Reports of anti-LGBT discrimination, intimidation and harassment in the workplace and with housing were particularly troubling, given that Michigan had the highest unemployment rate in the nation until 2010 and because of the lack of legal protections for LGBT individuals. Without legal protections in employment and housing, LGBT people face unemployment and homelessness.

Where possible, Equality Michigan assisted clients with filing formal discrimination complaints. However, due to the exclusion of sexual orientation, gender identity, and gender expression in Michigan's non-discrimination law, the Elliott-Larsen Civil Rights Act, legal remedies were scarce. Although the passage of the federal hate crime law has been of great assistance to some victims of hate crimes, the law does not address all violence faced by LGBT and HIV+ people in Michigan.

Equality Michigan's Department of Victim Services has provided victims and/or survivors with the tools they need to understand their rights, means for recourse through referrals to culturally competent professionals (legal, mental health and more), and direct non-crisis assistance. With a newly developed strategic plan and as a fully staffed organization, Equality Michigan hopes to reach more LGBT and HIV+ victims and survivors in Michigan, with a particular focus on reaching communities of color. Equality Michigan is working diligently to obtain legal protections in housing, employment, education, and hate crimes, to achieve equality for all Michiganders, regardless of sexual orientation, gender identity, or gender expression.

## FENWAY COMMUNITY HEALTH VIOLENCE RECOVERY PROGRAM (VRP)

*Boston, Massachusetts*



The Violence Recovery Program (VRP) at Fenway Community Health was founded in 1986 and provides counseling, support groups, advocacy, and referral services to lesbian, gay, bisexual, and transgender (LGBT) victims of bias crime, domestic violence, sexual assault, and police misconduct. The VRP mission is to provide services to LGBT victims who have experienced interpersonal violence as well as information and support to friends, family, and partners of survivors, raise awareness of how LGBT hate crime and domestic violence affects our communities through compiling statistics about these crimes, and ensure that LGBT victims of violence are treated with sensitivity and respect by providing trainings and consultations with service providers and community agencies across the state.

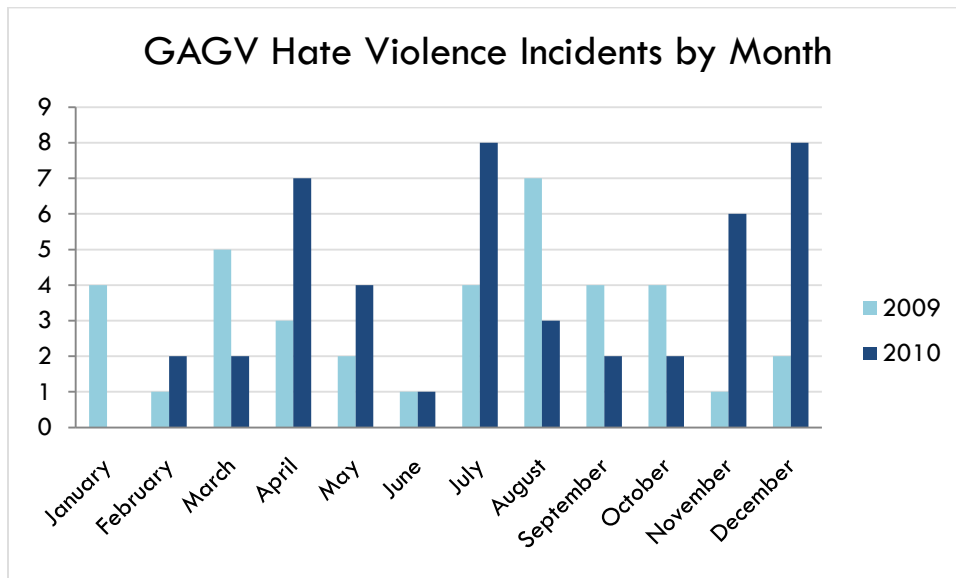
In 2010, 23 hate violence incidents were reported to the VRP, which is a slight increase from 2009 when VRP received 22 reports, as demonstrated in the above figures. Despite only slight increases, VRP has actually seen a noticeable rise in reports of hate violence taking place in cruising areas, with assailants posing as police, and from transgender women reporting hate violence and police misconduct. This prompted the VRP to partner with AIDS ACTION, The Gay and Lesbian Advocates and Defenders (GLAD), and the Massachusetts Transgender Political Coalition to create a “Know Your Rights” palm card so that the LGBT community would be informed of their rights and have multiple places to report bias-motivated incidents.

The VRP received the most hate violence reports per month in March and September of 2010. This may be a result of public conversations, and therefore raised awareness about police misconduct against LGBT people in the Fens, a local cruising area, which occurred in March. Reported incidents decreased in the later spring and summer months; this may be related to the relatively lower student population during this time, as during the school year, students comprise about 10% of Boston’s population. VRP saw the peak number of incidents in September, when students typically return to Boston.

VRP saw a sharp increase in the number of reports by non-transgender women (39%) and transgender women (17.4%) as well as non-white individuals (54.5%) who reported hate violence in 2010. Historically, the VRP's data has largely reflected the victimization of white gay men. It is possible that with Fenway Health and the Violence Recovery programs targeted outreach to communities of color, the development of the Women's Health Team, and coalition work that a more diverse group of LGBT individuals that began in 2009 have increased reports to VRP by women and people of color.

## GAY ALLIANCE OF THE GENESEE VALLEY (GAGV)

Rochester, New York



The Community Safety Program of the Gay Alliance seeks to decrease victimization in the lesbian, gay, bisexual, transgender and intersex (LGBTI) communities of Greater Rochester through proactive approaches that strengthen individuals and the community. The Gay Alliance employs a three-pronged approach to meeting this goal: victim support and advocacy; community education and outreach; systems change and capacity building.

Overall reports of incidents increased by 18% in 2010 (45 in 2010, compared to 38 in 2009). The Gay Alliance serves victims of Monroe and surrounding counties in New York State. Increasingly, our clients are seeking help from very rural locals in the Western and Finger Lakes regions of New York. Gay men make up 77.3% of our clients. The primary motivation of bias crimes reported was anti-LGBTQ (60.5%) and anti-transgender (10.5%). The most commonly reported incident types were verbal harassment (31.6%), intimidation (28.9%), and discrimination (23.7). Our two primary victim populations cluster in the younger and older populations, with 34% younger than 30 and 23% older than 50.

Harassment and intimidation by a neighbor continues to be one of the most reported incidents to the Gay Alliance. Reports about behavior that is clearly designed to provoke an LGBTI person into moving from their neighborhood or apartment complex are common; however, because such behavior often does not raise to the level of a crime, most cases are not pursued by law enforcement. For all clients reporting harassment or intimidation by a neighbor, 23% are made by a person 50 years old or older, often retired or non-working living with a disability. The Gay Alliance is planning a major community event to address this issue and to encourage law enforcement to begin bringing stalking charges in these cases.

**HATE CRIMES PROJECT AT FAMILY SERVICE OF GREATER NEW ORLEANS**

*New Orleans, Louisiana*

*No monthly incident data was available.*

Family Service of Greater New Orleans strengthens the emotional health and fosters the self-sufficiency of families and individuals. The Hate Crimes Project at Family Service of Greater New Orleans is available to the community to assist with education and prevention of hate crimes in our area and the U.S.

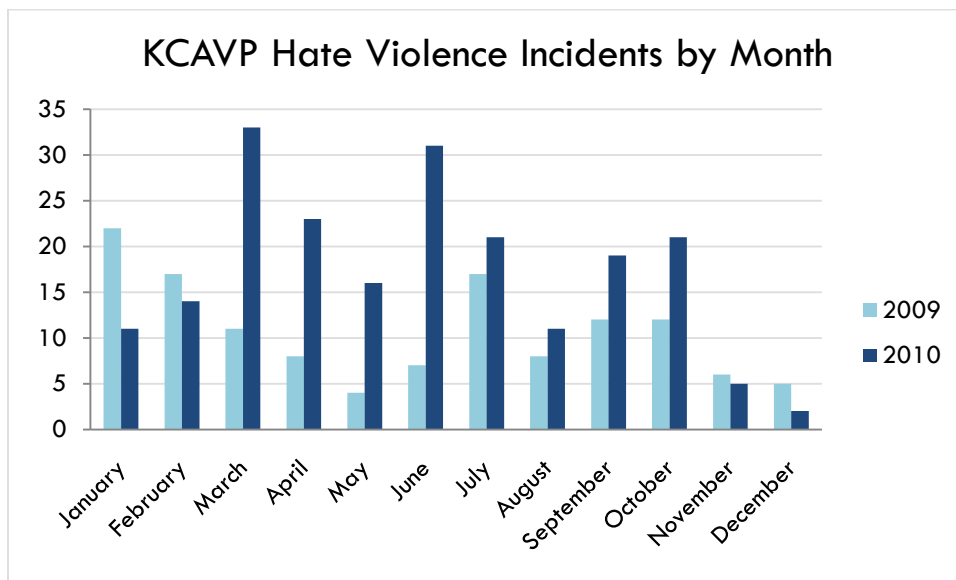
The Hate Crimes Project provides the following services: presentations on hate crimes which include information regarding hate crimes, prevention, resources for help and referrals for victims; a support line where victims or those affected can call for assistance and referrals; free counselling for victims; training for law enforcement and others on recognizing hate crimes and prevention tactics; referrals to community agencies for assistance and support; community awareness; and consultation and technical assistance for other agencies who would like to set up similar programs.

The Hate Crimes Project only began collecting this data in the fall of 2010 and so has limited information available. From September 2010 – December 2010, the Hate Crimes Project received 5 of reports of hate violence incidents, all from non-transgender men. Most of the LGBT clients that are served by the Hate Crimes Project are referrals from other organizations in the New Orleans area.

The Hate Crimes Project will continue to work with NCAVP in 2011 to document hate violence that occurs in New Orleans and to help provide more comprehensive information about these incidents.

## KANSAS CITY ANTI-VIOLENCE PROJECT (KCAVP)

*Kansas City, Missouri*



The Kansas City Anti-Violence Project (KCAVP) provides information, support, referrals, advocacy and other services to lesbian, gay, bisexual, and transgender (LGBT) victims of violence including domestic violence, sexual assault, and hate crimes, focusing these services within the Kansas City metropolitan area. KCAVP also educates the community at large through training and outreach programs.

KCAVP documented a 52% increase in reports from individual victims/survivors from 15 in 2009 to 31 in 2010. Additionally, hate violence incidents involving law enforcement increased from 1 in 2009 to 9 in 2010.

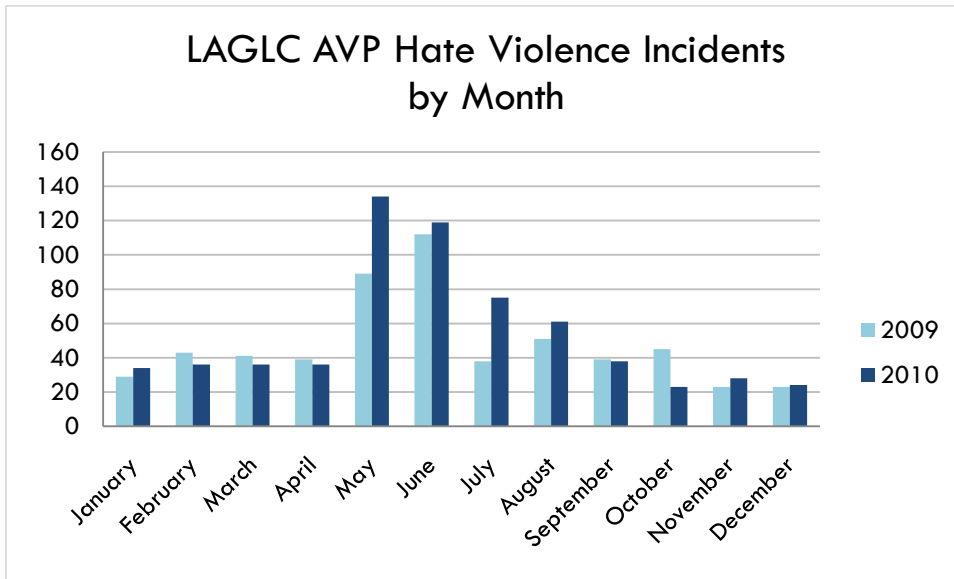
In 2010, 77% of hate violence incidents were found to be anti-LGBQ motivated and 10% of incidents were anti-transgender. 61% of hate violence reports were made by those who identified as non-transgender male, followed by non-transgender female (15%), transgender women (10%), and transgender men (2%). 72% of the individuals served in 2010 identified their race as white, 13% as black, 2% as Latina/o, and 2% as multiracial. 59% of individuals served identified themselves as gay, followed by lesbian (15%), queer (2.5%), bisexual (2.5%), and heterosexual (2.5%).

In 2010, the most reported form of hate violence was intimidation (19 reported incidents), which is a 74% increase from 2009. The next highest category was verbal harassment, at 17 reported incidents, which is a 35% increase from 2009. The third highest reported hate violence act was assault (no weapon), with 11 reported incidents which is a 64% increase from the previous year. There were 5 reported incidents of unjustified arrest in 2010, which is a 80% increase from the previous year.

Of the 59 reported perpetrators of hate violence in 2010, the most frequently reported were: strangers to the victim (27% or 16), landlords or neighbors (20% or 12), law enforcement (15% or 9), friends or acquaintances (11.8% or 7), and roommates (8.5% or 5). The most common form of service provided by KCAVP to hate

violence victims/survivors in 2010 was safety planning, followed by legal advocacy, therapy, housing advocacy and police advocacy.



**LA GAY & LESBIAN CENTER ANTI-VIOLENCE PROJECT***Los Angeles, California*

The mission of the LA Gay & Lesbian Center's Anti-Violence Project is to empower people to lead full and rewarding lives without limits based on sexual orientation and gender identity, by providing the highest quality educational, cultural, and wellness programs to residents of Los Angeles County; heal the damage caused by discrimination based on sexual orientation and gender identity, by providing the highest quality health and social services to residents of Los Angeles County in need; advocate full access and equality for all people regardless of sexual orientation or gender identity, by promoting our communities' needs at local, state, and national levels; and lead through example, by living our values, sharing our expertise, and celebrating the full diversity of our lives, families, and communities.

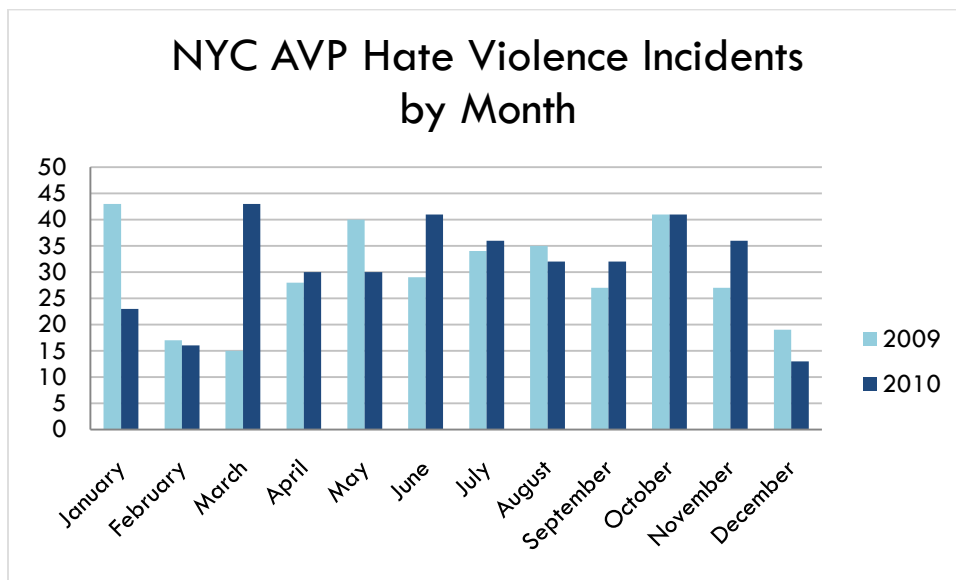
In 2010, the Anti-Violence Project received 644 reports of hate violence, which is a 13% increase from 2009. The most severe cases were acts of violence against transgender individuals, and one of the most notable involved the attack of a transgender man while accessing a public restroom on the campus of California State University, Long Beach. The male attacker assaulted the victim by pushing him into a stall, forcing his shirt up, and carving the word "It" across the victim's chest with a sharp instrument. The Anti-Violence Project advocated with local FBI agents to ensure the attack was classified as a hate crime and investigated appropriately by campus police.

The Anti-Violence Project served over 644 victims of diverse backgrounds in 2010. The majority identified as Latina/o and client ages ranged from 13 to 79. We have received an increase in reports from Spanish monolingual transgender women, many of whom have immigrated to the U.S. to escape violence in their home countries. Clients received an array of services including advocacy with law enforcement; crisis counseling; court accompaniment; restraining order preparation; attorney consultations; referrals for housing and other social services; and assistance with Victims of Crime Compensation.

The Anti-Violence Project has continued making strides in serving L.A.'s transgender community by providing unprecedented outreach to numerous transgender community groups. In order to raise awareness and sensitivity to transgender issues, the Anti-Violence Project has aggressively provided transgender cultural competency trainings to law enforcement, as well as to a wide array of service providers and community organizations. Most recently, the Anti-Violence Project developed and started presenting a series of "Know Your Rights When Stopped by Police" workshops specifically for the transgender community.

## NEW YORK CITY ANTI-VIOLENCE PROJECT (NYC AVP)

*New York, New York*



The New York City Anti-Violence Project (NYC AVP) is dedicated to eliminating hate violence, sexual assault, stalking, and domestic violence in lesbian, gay, bisexual, transgender, queer (LGBTQ), and HIV-affected communities through counseling, advocacy, organizing, and public education.

Overall, reports of hate violence increased by 11% from 2009 to 2010, similar to the increase in reports from 2008 to 2009. NYC AVP also observed a 9% increase in the number of hate violence offenders reporting in 2010, when compared to 2009. In 2010, however, there was an unprecedented number of mainstream media reports of anti-LGBTQ violence, particularly with very severe and violent incidents, leading some to conclude that the rise in incidents was much steeper. Several high profile incidents occurred in what many consider “safe havens” for LGBTQ people, including in Chelsea and the West Village, perhaps most notably at the Stonewall Inn, the birthplace of the modern LGBTQ rights movement. Murders declined 20% from 5 in 2009 to 4 in 2010, however we documented the youngest hate violence murder victim, 17-month old Roy Jones III, who was beaten to death by his mother’s boyfriend because he was perceived to be too feminine. NYC AVP has also documented an increasing trend of hate violence survivors experiencing serial incidents of hate violence perpetrated by neighbors and landlords.

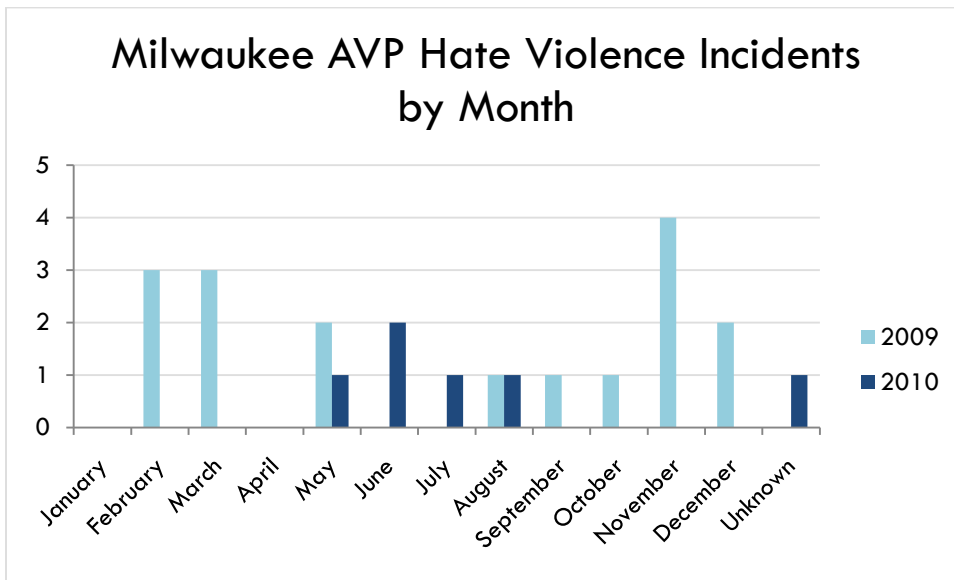
In 2010, at NYC AVP, nearly 400 survivors of hate violence received over 4,700 units of service, including individual counseling, support groups, advocacy, accompaniment, and assistance with accessing crime victims’ benefits. The primary reported motivations for incidents of hate violence were anti-LGBQ bias (58.3%), anti-transgender bias (14.0%), and domestic violence (9.3%). The most commonly reported incident types were verbal harassment (30.6%), assault without a weapon (20.7%), and discrimination (16.2%). The majority of those who provided their racial/ethnic identity (54%) identify as people of color, while 26% of those reporting racial/ethnic identity chose “self-identified/other.” The majority (59%) of those reporting hate

violence identify as non-transgender men, while 22% identify as non-transgender women and 12% identify as transgender.

In addition to NYC AVP's work in responding to survivors and victims of hate violence as discussed above, we also engaged in extensive prevention activities, including outreach and organizing within LGBTQH and allied communities, and public education of service providers, first responders, and community members.

## MILWAUKEE LGBT COMMUNITY CENTER ANTI-VIOLENCE PROJECT (MILWAUKEE AVP)

*Milwaukee, Wisconsin*



The Anti-Violence Project (AVP) of the Milwaukee LGBT Community Center was established to address the impact of different forms of violence upon lesbian, gay, bisexual and transgender (LGBT) individuals and communities in Milwaukee. AVP advocates for LGBT victims and survivors of violence, educates service providers on the unique needs and concerns of LGBT individuals who have experienced violence, and educates LGBT-identified individuals to raise awareness about safety, violence, and violence prevention. It is AVP's hope that, as individuals and communities, LGBT people will learn to recognize, acknowledge and respond to violence and provide support for fellow community members.

The murder of Chanel Larkin triggered a massive community response across all sectors of the Milwaukee LGBT community, especially LGBT people of color, the sex worker community, and the transgender community in general. Larkin's murderer claimed the "trans-panic defense" stating he was upset upon learning that Larkin was not a cisgendered woman while approaching her to exchange sex for money.

AVP's participation in Milwaukee's three-day PrideFest celebration brought dozens of participants to the organization through a distribution/collection of a survey on IPV and sexual abuse. This occurred despite the fact that AVP experienced major staff turnover in 2010, both in the AVP position itself as well as the Center's Programs Director, the supervisor who had provided a link of stability to the AVP. Over the past year, AVP has focused on networking more effectively with Latina/o LGBT groups and service providers in the area to increase awareness of its efforts with the hope of improving access in these communities in future years.

Overall, reports of hate violence decreased by 64% from 2009 (17) to 2009 (6), largely related to staff turnover and limited capacity amidst transition. Hate violence has involved a range of types of attacks, including workplace discrimination, harassment, threats, and several assaults, with the Chanel Larkin murder representing the most high profile incident.

**MONTROSE COUNSELING CENTER**

*Houston, Texas*

*No monthly incident data was available.*

Montrose Counseling Center (MCC) empowers our community, primarily gay, lesbian, bisexual and transgender (LGBT) individuals and their families, to enjoy healthier and more fulfilling lives by providing culturally affirming and affordable behavioral health and prevention services. MCC offers no-cost counseling to those affected by violence as well as case management and advocacy. MCC has seen a 200% increase in younger individuals reporting hate violence (from 2 people under the age of 40 in 2009 to 6 in 2010). MCC has also received more reports of hate violence new technology such as Facebook and Twitter and cyber-stalking.

**OUTFRONT MINNESOTA**

*Minneapolis, Minnesota*

*No monthly incident data was available.*

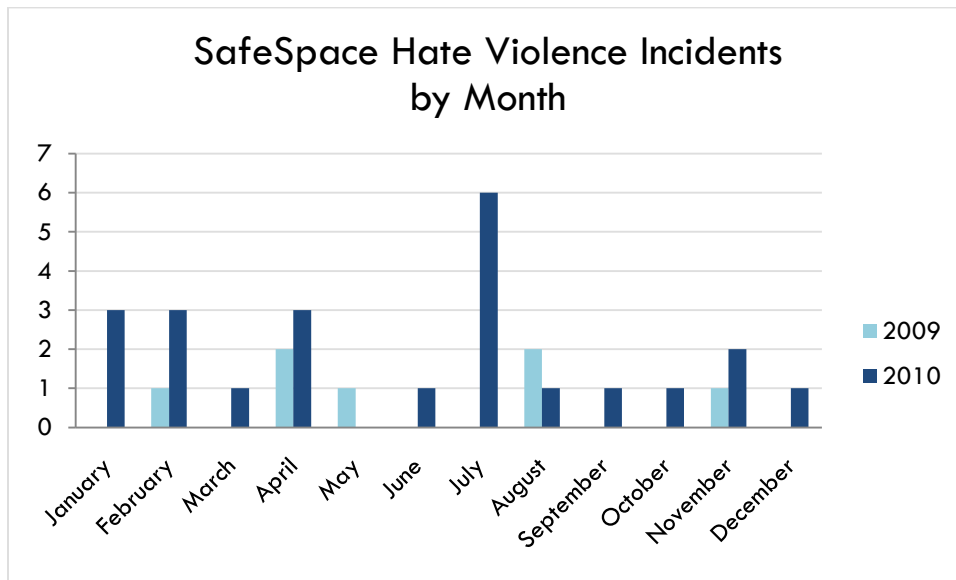
OutFront Minnesota's mission is to make our state a place where gay, lesbian, bisexual and transgender (GLBT) Minnesotans have the freedom, power, and confidence to make the best choices for their own lives. OutFront Minnesota Community Services provides education, training, community organizing, legal advocacy and services, and anti-violence advocacy and services to the gay, lesbian, bisexual, transgender, and allied community.

OutFront Minnesota's Anti-Violence Program is a broad-based effort to end violence and harassment against GLBT community members in Minnesota as well as to be a place for victim/survivors of violence to receive support, information, resources and advocacy services. OutFront believes that everyone has the right to be safe from harm — regardless of sexual orientation. At OutFront Minnesota, we work to create social change at every level—from the individual to the community to the state. In the Anti-Violence Program, we believe that this social change occurs when we work to prevent violence from occurring against our community members through education and increased visibility; help violence survivors find their own paths to healing and empowerment through the provision of safe and effective advocacy support services; and work with other organizations to create a strong network of well-trained and supportive service providers throughout Minnesota.

The primary motivations of hate violence incidents in 2010 were anti-transgender (56.7%), anti-LGBQ (34.2%), and HIV-related (9.2%). The most commonly reported incident types were assault with a weapon (19.1%), intimidation (16.1%), and assault without a weapon (15.1%). In Minnesota, we also saw an increase in cases that involved multiple perpetrators and an increase in physically violent attacks, which resulted in more cases that required medical attention than seen in years prior.

The majority of reports to OutFront Minnesota came from people who were lesbian identified, reflecting our ongoing efforts to do in-depth and extended outreach in these communities. A consistently high number of reports from transgender communities reflect the extremely large transgender population in Minnesota, which offers a range of transgender-affirming resources. In addition, OutFront Minnesota now has a staff attorney who specializes in transgender identity work, bringing more people into the agency. In response to a series of anti-transgender attacks near the University of Minnesota, we worked with administrators to put together a transgender advocacy response team. This team will provide a coordinated response to violence and harassment against transgender students at the University.

Another key trend in 2010 was a rise in youth suicide as a result of bullying across the state. In one school district in particular, there were 9 suicides over the course of the last two years; 5 of them were related to anti-LGBT bullying. We have been in conversation with the National Center for Lesbian Rights and the Southern Poverty Law Center, who are threatening to sue the school district for negligence.

**SAFESPACE AT THE R U 12? COMMUNITY CENTER***Winooski, Vermont*

SafeSpace is a social change and social service program working to end physical, sexual, and emotional violence in the lives of lesbian, gay, bisexual, transgender, queer, and questioning (LGBTQQ) people. SafeSpace provides information, support, referrals, and advocacy to LGBTQQ survivors of violence and offers education and outreach programs in the wider community. SafeSpace provides incident documentation to the LGBTQQ community.

During the calendar year 2010, SafeSpace received 7 reports of hate violence incidents, a 228% decrease from 2009 (23). Two of these reports were from LGBT-specific organizations that were threatened with violence by unknown perpetrators. These instances were reported to the police, however no arrests were made. In the same year, a Burlington-based drag troupe was the victim of hate speech, when the perpetrator(s) wrote extremely derogatory and threatening remarks on the Facebook Page belonging to the drag troupe.

There were two victims (28%) who contacted SafeSpace to report instances of hate violence who identified as transgender women. These instances involved threats and name calling. Both victims wanted the incidents documented, for fear that something physical may occur. Two reports were made by people who identified as gay men who were the victims of hate speech perpetrated against them in public settings.

SafeSpace receives many calls per year from people who experience hate speech. In 2010, none of the physical attacks reported against the LGBTQQ community resulted in arrest or prosecution. Most people reporting continue to choose to not report incidents to the local police, often based on a fear of being publically outed as LGBTQQ. The lack of response from law enforcement may contribute to the perception by the LGBTQQ community that reports to police and/or prosecutor's office in Vermont may not be taken seriously. This likely has a chilling effect on overall reporting of hate violence to law enforcement by LGBTQQ people.



**SOUTHERN POVERTY LAW CENTER (SPLC)**

*Montgomery, Alabama*

*No monthly incident data was available*

The Southern Poverty Law Center (SPLC) is a nonprofit civil rights organization dedicated to fighting hate and bigotry, and to seeking justice for the most vulnerable members of society.

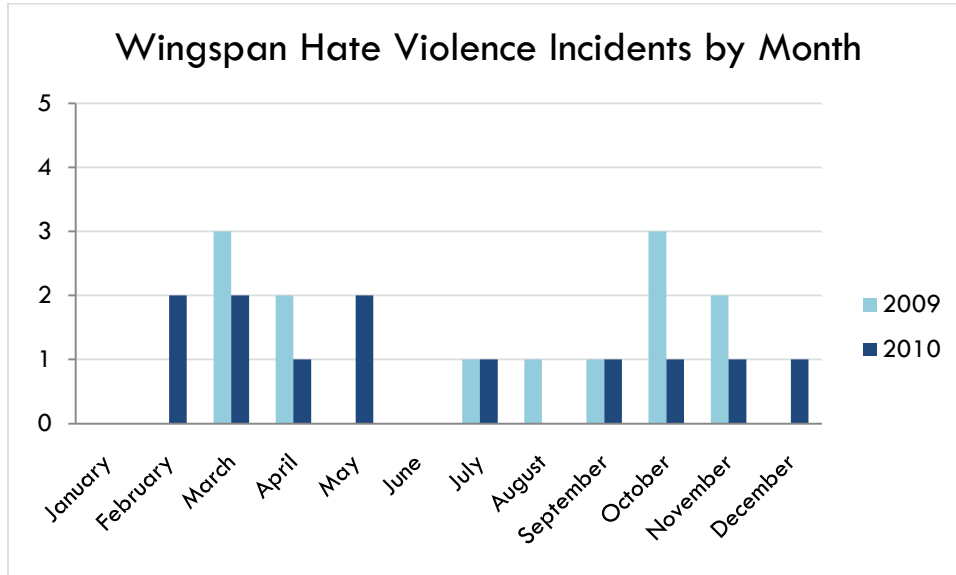
Founded by civil rights lawyers Morris Dees and Joseph Levin Jr. in 1971, the SPLC is internationally known for tracking and exposing the activities of hate groups. SPLC's innovative Teaching Tolerance program produces and distributes – free of charge – documentary films, books, lesson plans, and other materials that promote tolerance and respect in our nation's schools.

SPLC is based in Montgomery, Ala., the birthplace of the modern civil rights movement, and has offices in Atlanta, Ga., New Orleans, La., Miami, Fl., and Jackson, Ms.

SPLC is contributing to NCAVP's hate violence report for the first time in 2010. Data contained within this report from the Southern Poverty Law Center was compiled from national press clippings, and therefore SPLC provided no local summary. 36 incidents from SPLC's data were included in this report, coming from across the country, including Georgia, Kentucky, Alabama, Idaho, Mississippi, and other regions that do not have a reporting anti-violence program.

## WINGSPAN ANTI-VIOLENCE PROGRAM

*Tucson, Arizona*



The Wingspan Anti-Violence Program (AVP) is a social change and social service program that works to address and end violence in the lives of lesbian, gay, bisexual, and transgender (LGBT) people. Wingspan AVP provides free and confidential 24-hour crisis intervention, information, support, referrals, emergency shelter, and advocacy to LGBT victim/survivors of violence. Additionally, AVP offers extensive outreach and education programs.

In 2010, reported bias-motivated crime was consistent in 2010 as compared to 2009 (12 reported incidents in both years). Most of this data was provided by crisis line calls and walk-in conversations with survivors and therefore is unlikely to represent the true count of bias-motivated acts that occur in Arizona. Several factors serve as barriers for LGBT community members.

In 2010, AVP saw unprecedented discrimination based on people's ethnicity or nation of origin. This was likely a result of legislation, as SB1070, the broadest and strictest anti-undocumented immigrant measure in recent U.S. history with the legislative intent to cause "attrition through enforcement." The Arizona Act additionally makes it a state misdemeanor crime for an alien to be in Arizona without carrying the required immigration documents, bars state or local officials or agencies from restricting enforcement of federal immigration laws, and criminalizes the sheltering, hiring and transporting illegal aliens. This legislation was coupled with attempts to eliminate entire departments of our education system that focused on Ethnic Studies.

AVP's community partners have reported that they have seen a significant decrease in the number of Latina/o identified victims/patients they serve. AVP correlates this decrease in seeking services with the strong anti-immigrant culture prevalent in Arizona in 2010. The Tucson Police Department reports that they have seen a decrease in the number of hate violence reports they have received. However, the majority of victims reporting hate violence that have been received and investigated identify as Latina/o. The AVP is making efforts to reach immigrants victims by increasing outreach in rural communities in southern Arizona and

increasing Spanish language outreach. The detrimental impact of this anti-immigrant policy in Arizona is severe and it may be the primary reason for under-reporting of hate violence incidents in 2010.

Reports to AVP in 2010 came most frequently from individuals that identified as being white gay non-transgender males between the ages of 20-29 (25%). The primary bias motivation reported was the survivor's perceived or actual sexual orientation, and several of these incidents happened outside of local LGBT bars. Most reports came through the crisis line.

AVP offers advocacy regarding medical attention, police engagement, individual counseling, court accompaniment, law enforcement, and referrals. AVP has a close relationship with the Tucson Police Department's Hate Crimes Unit, which regularly works on hate violence cases with AVP's advocates. This relationship has proven extremely useful on several occasions for survivors and may increase the likelihood of LGBT people reporting violence to law enforcement.



## MEMBER LIST

### National Office

New York City Anti-Violence Project  
 240 West 35<sup>th</sup> Street, Suite 200  
 New York, NY 10001  
 Phone: 212-714-1184  
 Fax: 212-714-2627

The following member list is current as of July, 2011. The member organizations are listed alphabetically by state or province for ease of reference. If you have corrections, want to learn more about our work, or know of an organization that may be interested in joining NCAVP, please contact the **National Programs Coordinator, at extension 50, or [info@ncavp.org](mailto:info@ncavp.org)**.

### Program information is listed as follows:

#### STATE

City

#### **Organization Name**

Focus Areas: IPV (Intimate Partner Violence), HV (Hate Violence),  
 PM (Police Misconduct), SV (Sexual Violence)

\* indicates no direct services

Phone Numbers

Web

ARIZONA

Tucson

**Wingspan Anti-Violence Programs**

IPV, HV, PM, SV

Client: (800) 553-9387, (800) 624-0348

Web: [www.wingspan.org](http://www.wingspan.org)

ARKANSAS

Little Rock

**\*Women's Project/Proyecto Mujeres**

Focus Areas: IPV, SV

Client: (501) 372-5113

Web: [www.womens-project.org](http://www.womens-project.org)

CALIFORNIA

San Francisco

**Community United Against Violence (CUAV)**

IPV, HV, PM, SV

24 Hour Hotline: (415) 333-HELP

Web: [www.cuav.org](http://www.cuav.org)

Los Angeles

**LA Gay & Lesbian Center (LAGLC) - Anti-Violence Project**

HV, PM, SV

Client (English): (800) 373-2227

Client (Spanish): (877) 963-4666

Web: [www.lagaycenter.org](http://www.lagaycenter.org)

Los Angeles

**LAGLC - Domestic Violence Legal Advocacy Project**

IPV, SV

Office: (323) 993-7649

Toll-free: (888) 928-7233

Web: [www.lagaycenter.org](http://www.lagaycenter.org)

Los Angeles

**LAGLC - STOP Domestic Violence Program**

IPV, SV

Office: (323) 860-5806

Web: [www.lagaycenter.org](http://www.lagaycenter.org)

San Diego

**San Diego LGBT Center**

IPV

Client: (619) 260-6380, x107 or x105

Web: [www.thecentersd.org](http://www.thecentersd.org)

COLORADO

Denver

**Colorado Anti-Violence Program**

IPV, HV, PM, SV

Client: (888) 557-4441

Web: [www.coavp.org](http://www.coavp.org)

FLORIDA

Miami

**Victim Response Inc./The Lodge**

Focus Areas: IPV, SV

Hotline: (305) 693-0232

Office: (305) 693-1170

Web: [www.thelodgemiami.org/](http://www.thelodgemiami.org/)

Orlando

**\*PASSAGE**

IPV, HV, SV

Office: (407) 704-9121

Web: [www.flavp.com](http://www.flavp.com)

GEORGIA

Atlanta

**United4Safety**

IPV, SV

Helpline: (404) 200-5957

Web: [www.united4safety.org](http://www.united4safety.org)

ILLINOIS

Chicago

**Center on Halsted Anti-Violence Project**

IPV, HV, PM, SV

24 hr Crisis Line: (773) 871-CARE

Web: [www.centeronhalsted.org](http://www.centeronhalsted.org)

Chicago

**Howard Brown Health Center**

IPV, HV, SV

Address: 4025 N. Sheridan Road, 60613

Office: (773) 388-1600

Web: [www.howardbrown.org](http://www.howardbrown.org)

KENTUCKY

Louisville

**Center for Women and Families**

IPV, SV

24 hr Crisis Line: (877) 803-7577

Web: [cfwempower.org](http://cfwempower.org)

LOUISIANA

New Orleans

**LGBT Community Center of New Orleans**

IPV, HV, PM, SV

Office: (404) 945-1103

New Orleans

**HIV/AIDS Program, Louisiana Office of Public Health**

IPV, HV, SV

Office: (504) 568-7474

Web: <http://www.dhh.louisiana.gov/offices/page.asp?ID=264>

MASSACHUSETTS

Boston

**Fenway Community Health Violence Recovery Program**

IPV, HV, PM, SV

Intake: (800) 834-3242

Web: [www.fenwayhealth.org](http://www.fenwayhealth.org)

Boston

**The Network/La Red**

IPV, SV

Hotline: (617) 423-7233

Web: [www.tnlr.org](http://www.tnlr.org)

MICHIGAN

Detroit

**Equality Michigan**

HV, PM

Client: (877) 787-4264

Web: [www.equalitymi.org](http://www.equalitymi.org)

MINNESOTA

Minneapolis

**OutFront Minnesota**

IPV, HV, PM, SV

Hotline: (612) 824-8434

Web: [www.outfront.org](http://www.outfront.org)

MISSOURI

**Kansas City Anti-Violence Project**

IPV, HV, PM, SV

Office: (816) 561-0550

Web: [www.kcavp.org](http://www.kcavp.org)

St. Louis

**ALIVE**

IPV, SV

Crisis Line: (314) 993-2777

Web: [www.alivestl.org](http://www.alivestl.org)

NEW YORK

Albany

**In Our Own Voices**

IPV, HV, SV

Hotline: (518) 432-4341

Web: [www.inourownvoices.org](http://www.inourownvoices.org)

Bayshore

**Long Island Gay and Lesbian Youth**

IPV, HV, SV

Office: (631) 665-2300

Web: [www.ligaly.org](http://www.ligaly.org)

New York

**New York City Anti-Violence Project**

IPV, HV, PM, SV

24 hr (English/Spanish) hotline: (212) 714-1141

Web: [www.avp.org](http://www.avp.org)

Rochester

**Gay Alliance of Genesee Valley**

IPV, HV, PM, SV

Office: (585) 244-8640,

Web: [www.gayalliance.org](http://www.gayalliance.org)

OHIO

Cleveland

**LGBT Community Center of Greater Cleveland**

IPV, HV, SV

Office: (216) 651-5428

Toll-free: (888) 429-8761

Web: [www.lgbtcleveland.org](http://www.lgbtcleveland.org)

Columbus

**BRAVO (Buckeye Region Anti-Violence Organization)**

IPV, HV, PM, SV

Client: (866) 86-BRAVO

Web: [www.bravo-ohio.org](http://www.bravo-ohio.org)

ONTARIO

Toronto

**The 519 Anti-Violence Programme**

IPV, HV, PM, SV

Client: (416) 392-6877

Web: [www.the519.org](http://www.the519.org)

OREGON

Portland

**\*QPatrol PDX at the Q Center**

HV, PM

Office: (503) 234-7837

Web: [www.pdxqcenter.org](http://www.pdxqcenter.org)

PENNSYLVANIA

Philadelphia

**Equality Advocates Pennsylvania**

IPV, HV, PM, SV

Office: (215) 731-1447 (client x15)

Web: [www.equalitypa.org](http://www.equalitypa.org)

QUEBEC

Montreal

**Centre de Solidarite Lesbienne**

IPV, SV

Client: (514) 526-2452

Web: [www.solidaritelesbienne.qc.ca](http://www.solidaritelesbienne.qc.ca)

RHODE ISLAND

Providence

**Sojourner House**

IPV, HV, PM, SV

Office: (401) 658-4334

Web: [www.sojourner-house.org](http://www.sojourner-house.org)

SOUTH CAROLINA

Greenville

**Sean's Last Wish**

HV, PM, SV

Office: 864-884-5003

Web: [www.seanslastwish.org](http://www.seanslastwish.org)

TEXAS

Houston

**Montrose Counseling Center**

IPV, HV, SV

Office: (713) 529-0037

Web: [www.montrosecounselingcenter.org](http://www.montrosecounselingcenter.org)

Dallas

**Resource Center Dallas, Family Violence Program**

IPV

Office: (214) 540-4455

Web: [www.rcdallas.org](http://www.rcdallas.org)

El Paso

**Puentes LGBT**

IPV, HV, PM, SV

Office: (915) 526-1350

Web: [www.puenteslgbt.org](http://www.puenteslgbt.org)

VERMONT

Winooski

**SafeSpace at the R U 1 2? Community Center**

IPV, HV, PM, SV

Client: (866) 869-7341

Web: [www.ru12.org](http://www.ru12.org)

VIRGINIA

Charlottesville

**Virginia Anti-Violence Project**

IPV, HV, PM, SV

Office: (804) 925-8287

Web: [www.virginiaavp.org](http://www.virginiaavp.org)

WASHINGTON, D.C.

**\*(GLOV) Gays and Lesbians Opposing Violence**

HV, PM

Office: (202) 682-2245

Web: [www.glovdc.org](http://www.glovdc.org)

Washington, D.C.

**Rainbow Response Coalition**

IPV, SV

Office: (202) 299-1181

Web: [www.rainbowresponse.org](http://www.rainbowresponse.org)

Washington, D.C.

**WEAVE, Inc. Anti-Violence Project**

IPV, SV

Office: (202) 452-9550

Web: [www.weaveincorp.org](http://www.weaveincorp.org)

WISCONSIN

Milwaukee, WI

**Milwaukee LGBT Center Anti-Violence Project**

IPV, HV, SV

Office: (414) 271-2656

Web: [www.mkelgbt.org](http://www.mkelgbt.org)

Milwaukee, WI

**FORGE Transgender Sexual Violence Project**

SV

Office: (414) 559-2123

Web: [www.forge-forward.org](http://www.forge-forward.org)

NATIONAL

Blacklick, OH

**\*National Leather Association – International Domestic Violence Project**

IPV

Web: [www.nlailPVproject.us](http://www.nlailPVproject.us)